



# RI

## Office of the Postsecondary Commissioner

### Postsecondary Attainment Profile

#### CENTRAL FALLS, RI

CITY SNAPSHOT		
	CENTRAL FALLS	RI
<b>WORKING-AGE POPULATION</b> (AGE 25 - 54) <sup>1</sup>	10,109	558,884
<b>ATTAINMENT RATE: ASSOCIATE DEGREE OR HIGHER</b> (AGE 25 YEARS & OVER) <sup>1</sup>	14%	43%
<b>MEDIAN EARNINGS</b> (AGE 25 YEARS & OVER) <sup>1</sup>	\$26,577	\$45,897
<b>UNEMPLOYMENT RATE:</b> (SEPTEMBER 2022) <sup>2</sup>	4%	3%

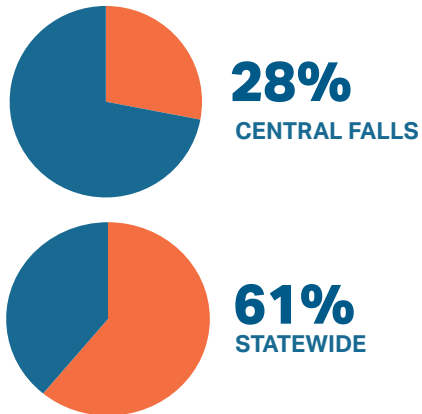
WORKING AGE POPULATION <sup>1</sup> Age 25 and Over by Educational Attainment		
	CENTRAL FALLS	RI
<b>NO HIGH SCHOOL DIPLOMA</b>	36%	11%
<b>HIGH SCHOOL &amp; EQUIVALENT</b>	36%	28%
<b>SOME COLLEGE</b>	13%	18%
<b>ASSOCIATE</b>	5%	8%
<b>BACHELOR'S +</b>	9%	35%

EDUCATION ATTAINMENT BY RACE/ETHNICITY <sup>1</sup>														
Central Falls Population (Age 25 and Over) by Educational Attainment and Race														
	AM. IND/AK NATIVE		ASIAN		BLACK/ AFRICAN AMER.		NAT.HAW/ OTHER P.I.		SOME OTHER RACE		TWO OR MORE RACES		WHITE	
	CF	RI	CF	RI	CF	RI	CF	RI	CF	RI	CF	RI	CF	RI
NO HIGH SCHOOL DIPLOMA	0%	25%	0%	11%	31%	15%	0%	1%	39%	34%	26%	12%	37%	9%
HS GRAD & EQUIVALENT	67%	39%	21%	18%	36%	31%	50%	37%	42%	33%	28%	33%	34%	28%
SOME COLLEGE OR ASSOCIATE DEGREE	33%	20%	42%	17%	26%	30%	0%	29%	11%	20%	30%	29%	20%	27%
BACHELOR'S +	0%	15%	37%	54%	7%	24%	50%	32%	9%	13%	17%	26%	9%	37%

HISPANIC/LATINX POPULATIONS <sup>1</sup> Age 25 and Over by Educational Attainment		
	CF	RI
<b>NO HIGH SCHOOL DIPLOMA</b>	38%	25%
<b>HIGH SCHOOL &amp; EQUIVALENT</b>	37%	37%
<b>SOME COLLEGE OR ASSOCIATE DEGREE</b>	17%	22%
<b>BACHELOR'S +</b>	8%	16%

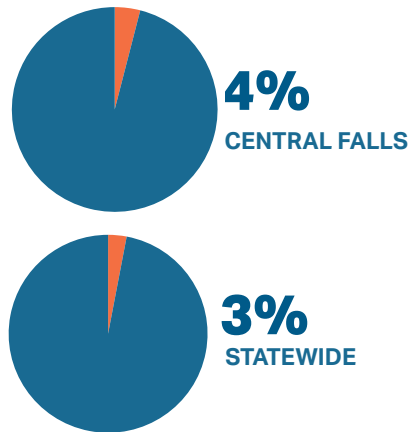
## FAFSA COMPLETION RATES<sup>3</sup>

Through June 30, 2022



## UNEMPLOYMENT RATES<sup>2</sup>

Through September, 2022



## MEDIAN EARNINGS<sup>1</sup>

Educational Attainment Age 25 and Over

	CF	RI
NO HIGH SCHOOL DIPLOMA	\$25,604	\$28,970
HIGH SCHOOL & EQUIVALENT	\$21,830	\$36,472
SOME COLLEGE OR ASSOCIATE DEGREE	\$30,094	\$41,289
BACHELOR'S +	\$37,925	\$57,066
GRADUATE/ PROFESSIONAL	\$48,393	\$76,987

## POSTSECONDARY EDUCATION TRANSITION<sup>4</sup>

**5,538 RHODE ISLAND  
HIGH SCHOOL STUDENTS**  
ENROLLED IN A DUAL  
AND/OR CONCURRENT COURSE.  
OF THOSE,  
**74 (1%) WERE  
CENTRAL FALLS  
STUDENTS.**

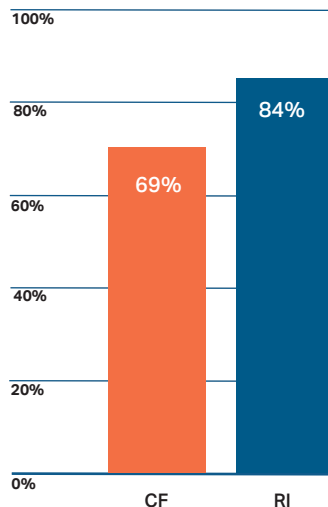
## R.I. STATE SCHOLARSHIPS<sup>4</sup>

**\$9,595,000**  
IN SCHOLARSHIPS WERE AWARDED TO  
**7,574**  
STUDENTS AT RHODE ISLAND'S 3 PUBLIC  
AND 10 PRIVATE INSTITUTIONS OF  
HIGHER EDUCATION IN ACADEMIC YEAR 2021-22  
**\$1,267**  
WAS THE AVERAGE AWARD.

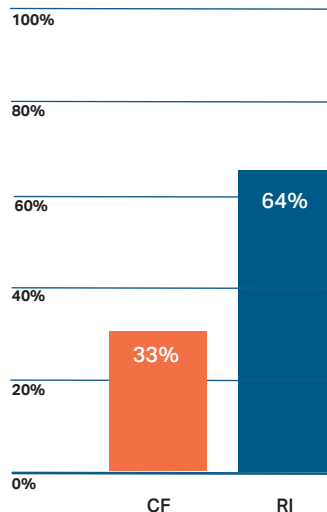
## R.I. PROMISE<sup>6</sup>

CCRI ENROLLED  
**1,863 RI PROMISE II  
FIRST-TIME FIRST YEARS**  
IN FALL 2021  
**55%**  
OF THE FALL 2020 COHORT  
RETURNED IN FALL 2021.

GRADUATED FROM  
HIGH SCHOOL  
IN FOUR YEARS.<sup>5</sup>



ENROLLED IN POSTSECONDARY  
EDUCATION WITHIN ONE YEAR  
OF HIGH SCHOOL GRADUATION.<sup>5</sup>



### DATA SOURCES

<sup>1</sup> 2016-2020 American Community Survey 5-year Estimates Data Tables

<sup>2</sup> R.I. Department of Labor and Training Local Area Unemployment Statistics for September 2022

<sup>3</sup> U.S. Department of Education's Office of Federal Student Aid

<sup>4</sup> R.I. Office of the Postsecondary Commissioner

<sup>5</sup> R.I. Department of Education 2020-2021 District Report Cards (graduation rates and postsecondary enrollment is based on 2019-2020 public high school graduates)

<sup>6</sup> Community College of Rhode Island Fall 2021 Promise Report to the Commissioner of Postsecondary Education