



# RI

## Office of the Postsecondary Commissioner

### Postsecondary Attainment Profile

#### EAST PROVIDENCE, RI

CITY SNAPSHOT		
	EAST PROVIDENCE	RI
<b>WORKING-AGE POPULATION</b> (AGE 25 - 54) <sup>1</sup>	26,757	558,884
<b>ATTAINMENT RATE: ASSOCIATE DEGREE OR HIGHER</b> (AGE 25 YEARS & OVER) <sup>1</sup>	39%	43%
<b>MEDIAN EARNINGS</b> (AGE 25 YEARS & OVER) <sup>1</sup>	\$46,818	\$45,897
<b>UNEMPLOYMENT RATE:</b> (SEPTEMBER 2022) <sup>2</sup>	4%	3%

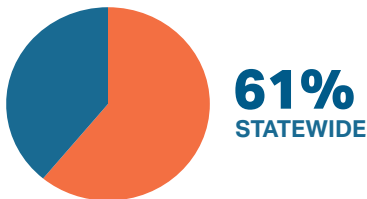
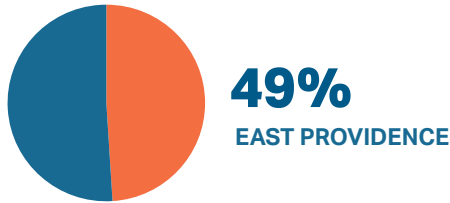
WORKING AGE POPULATION <sup>1</sup> Age 25 and Over by Educational Attainment		
	EAST PROVIDENCE	RI
<b>NO HIGH SCHOOL DIPLOMA</b>	15%	11%
<b>HIGH SCHOOL &amp; EQUIVALENT</b>	28%	28%
<b>SOME COLLEGE</b>	18%	18%
<b>ASSOCIATE</b>	8%	8%
<b>BACHELOR'S +</b>	31%	35%

EDUCATION ATTAINMENT BY RACE/ETHNICITY <sup>1</sup> East Providence Population (Age 25 and Over) by Educational Attainment and Race														
	AM. IND/AK NATIVE		ASIAN		BLACK/ AFRICAN AMER.		NAT.HAW/ OTHER P.I.		SOME OTHER RACE		TWO OR MORE RACES		WHITE	
	EP	RI	EP	RI	EP	RI	EP	RI	EP	RI	EP	RI	EP	RI
<b>NO HIGH SCHOOL DIPLOMA</b>	46%	25%	7%	11%	10%	15%	0%	1%	27%	34%	17%	12%	15%	9%
<b>HS GRAD &amp; EQUIVALENT</b>	31%	39%	5%	18%	29%	31%	0%	37%	55%	33%	19%	33%	29%	28%
<b>SOME COLLEGE OR ASSOCIATE DEGREE</b>	23%	20%	17%	17%	35%	30%	100%	29%	4%	20%	26%	29%	26%	27%
<b>BACHELOR'S +</b>	0%	15%	71%	54%	26%	24%	0%	32%	14%	13%	37%	26%	30%	37%

HISPANIC/LATINX POPULATIONS <sup>1</sup> Age 25 and Over by Educational Attainment		
	EP	RI
<b>NO HIGH SCHOOL DIPLOMA</b>	21%	25%
<b>HIGH SCHOOL &amp; EQUIVALENT</b>	35%	37%
<b>SOME COLLEGE OR ASSOCIATE DEGREE</b>	13%	22%
<b>BACHELOR'S +</b>	32%	16%

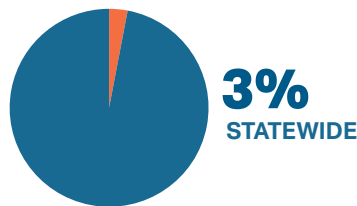
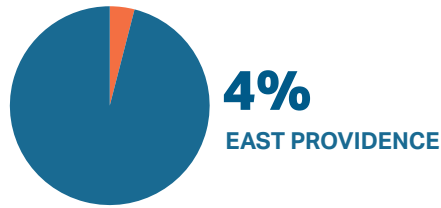
## FAFSA COMPLETION RATES<sup>3</sup>

Through June 30, 2022



## UNEMPLOYMENT RATES<sup>2</sup>

Through September, 2022



## MEDIAN EARNINGS<sup>1</sup>

Educational Attainment Age 25 and Over

	EP	RI
NO HIGH SCHOOL DIPLOMA	\$33,303	\$28,970
HIGH SCHOOL & EQUIVALENT	\$40,501	\$36,472
SOME COLLEGE OR ASSOCIATE DEGREE	\$42,180	\$41,289
BACHELOR'S +	\$60,855	\$57,066
GRADUATE/ PROFESSIONAL	\$75,453	\$76,987

## POSTSECONDARY EDUCATION TRANSITION<sup>4</sup>

**5,538 RHODE ISLAND  
HIGH SCHOOL STUDENTS**  
ENROLLED IN A DUAL  
AND/OR CONCURRENT COURSE.  
OF THOSE,  
**258 (5%) WERE  
EAST PROVIDENCE  
STUDENTS.**

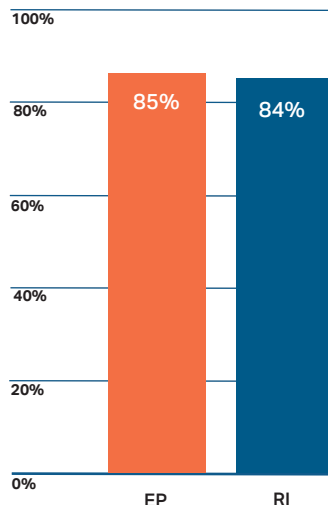
## R.I. STATE SCHOLARSHIPS<sup>4</sup>

**\$9,595,000**  
IN SCHOLARSHIPS WERE AWARDED TO  
**7,574**  
STUDENTS AT RHODE ISLAND'S 3 PUBLIC  
AND 10 PRIVATE INSTITUTIONS OF  
HIGHER EDUCATION IN ACADEMIC YEAR 2021-22  
**\$1,267**  
WAS THE AVERAGE AWARD.

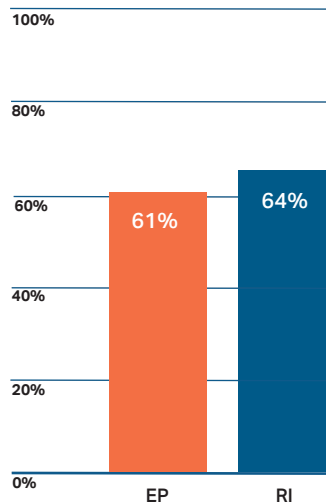
## R.I. PROMISE<sup>6</sup>

CCRI ENROLLED  
**1,863 RI PROMISE II  
FIRST-TIME FIRST YEARS**  
IN FALL 2021  
**55%**  
OF THE FALL 2020 COHORT  
RETURNED IN FALL 2021.

### GRADUATED FROM HIGH SCHOOL IN FOUR YEARS.<sup>5</sup>



### ENROLLED IN POSTSECONDARY EDUCATION WITHIN ONE YEAR OF HIGH SCHOOL GRADUATION.<sup>5</sup>



### DATA SOURCES

<sup>1</sup> 2016-2020 American Community Survey 5-year Estimates Data Tables

<sup>2</sup> R.I. Department of Labor and Training Local Area Unemployment Statistics for September 2022

<sup>3</sup> U.S. Department of Education's Office of Federal Student Aid

<sup>4</sup> R.I. Office of the Postsecondary Commissioner

<sup>5</sup> R.I. Department of Education 2020-2021 District Report Cards (graduation rates and postsecondary enrollment is based on 2019-2020 public high school graduates)

<sup>6</sup> Community College of Rhode Island Fall 2021 Promise Report to the Commissioner of Postsecondary Education