



RI

Office of the Postsecondary Commissioner

Postsecondary Attainment Profile

EXETER, RI

TOWN SNAPSHOT		
	EXETER	RI
WORKING-AGE POPULATION (AGE 25 - 54) ¹	3,241	558,884
ATTAINMENT RATE: ASSOCIATE DEGREE OR HIGHER (AGE 25 YEARS & OVER) ¹	58%	43%
MEDIAN EARNINGS (AGE 25 YEARS & OVER) ¹	\$47,057	\$45,897
UNEMPLOYMENT RATE: (SEPTEMBER 2022) ²	2%	3%

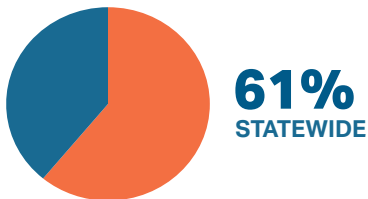
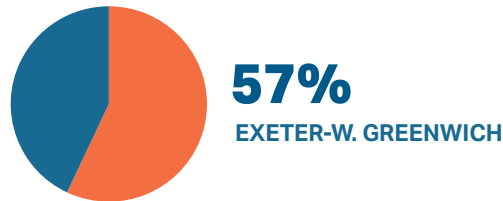
WORKING AGE POPULATION ¹ Age 25 and Over by Educational Attainment		
	EXETER	RI
NO HIGH SCHOOL DIPLOMA	11%	11%
HIGH SCHOOL & EQUIVALENT	21%	28%
SOME COLLEGE	11%	18%
ASSOCIATE	7%	8%
BACHELOR'S +	51%	35%

EDUCATION ATTAINMENT BY RACE/ETHNICITY ¹ Exeter Population (Age 25 and Over) by Educational Attainment and Race														
	AM. IND/AK NATIVE		ASIAN		BLACK/ AFRICAN AMER.		NAT.HAW/ OTHER P.I.		SOME OTHER RACE		TWO OR MORE RACES		WHITE	
	EX	RI	EX	RI	EX	RI	EX	RI	EX	RI	EX	RI	EX	RI
NO HIGH SCHOOL DIPLOMA	0%	25%	89%	11%	0%	15%	0%	1%	0%	34%	0%	12%	11%	9%
HS GRAD & EQUIVALENT	81%	39%	0%	18%	100%	31%	45%	37%	28%	33%	100%	33%	20%	28%
SOME COLLEGE OR ASSOCIATE DEGREE	19%	20%	0%	17%	0%	30%	0%	29%	62%	20%	0%	29%	17%	27%
BACHELOR'S +	0%	15%	11%	54%	0%	24%	55%	32%	10%	13%	0%	26%	53%	37%

HISPANIC/LATINX POPULATIONS ¹ Age 25 and Over by Educational Attainment		
	EX	RI
NO HIGH SCHOOL DIPLOMA	0%	25%
HIGH SCHOOL & EQUIVALENT	37%	37%
SOME COLLEGE OR ASSOCIATE DEGREE	0%	22%
BACHELOR'S +	63%	16%

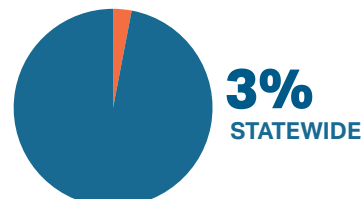
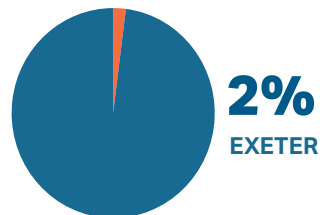
FAFSA COMPLETION RATES³

Through June 30, 2022



UNEMPLOYMENT RATES²

Through September, 2022



MEDIAN EARNINGS¹

Educational Attainment Age 25 and Over

	EX	RI
NO HIGH SCHOOL DIPLOMA	\$21,302	\$28,970
HIGH SCHOOL & EQUIVALENT	\$46,667	\$36,472
SOME COLLEGE OR ASSOCIATE DEGREE	\$31,438	\$41,289
BACHELOR'S +	\$58,451	\$57,066
GRADUATE/ PROFESSIONAL	\$75,750	\$76,987

POSTSECONDARY EDUCATION TRANSITION⁴

**5,538 RHODE ISLAND
HIGH SCHOOL STUDENTS**
ENROLLED IN A DUAL
AND/OR CONCURRENT COURSE.
OF THOSE,
**107 (2%) WERE
EXETER-WEST GREENWICH
STUDENTS.**

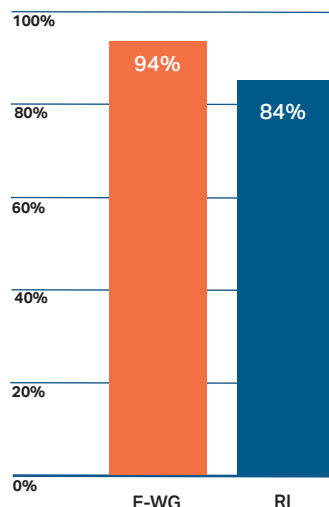
R.I. STATE SCHOLARSHIPS⁴

\$9,595,000
IN SCHOLARSHIPS WERE AWARDED TO
7,574
STUDENTS AT RHODE ISLAND'S 3 PUBLIC
AND 10 PRIVATE INSTITUTIONS OF
HIGHER EDUCATION IN ACADEMIC YEAR 2021-22
\$1,267
WAS THE AVERAGE AWARD.

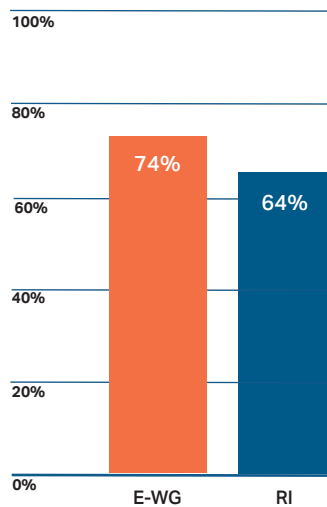
R.I. PROMISE⁶

CCRI ENROLLED
**1,863 RI PROMISE II
FIRST-TIME FIRST YEARS**
IN FALL 2021
55%
OF THE FALL 2020 COHORT
RETURNED IN FALL 2021.

GRADUATED FROM HIGH SCHOOL IN FOUR YEARS.⁵



ENROLLED IN POSTSECONDARY EDUCATION WITHIN ONE YEAR OF HIGH SCHOOL GRADUATION.⁵



DATA SOURCES

¹ 2016-2020 American Community Survey 5-year Estimates Data Tables

² R.I. Department of Labor and Training Local Area Unemployment Statistics for September 2022

³ U.S. Department of Education's Office of Federal Student Aid

⁴ R.I. Office of the Postsecondary Commissioner

⁵ R.I. Department of Education 2020-2021 District Report Cards (graduation rates and postsecondary enrollment is based on 2019-2020 public high school graduates)

⁶ Community College of Rhode Island Fall 2021 Promise Report to the Commissioner of Postsecondary Education