



# RI

## Office of the Postsecondary Commissioner

### Postsecondary Attainment Profile

#### JOHNSTON, RI

TOWN SNAPSHOT		
	JOHNSTON	RI
<b>WORKING-AGE POPULATION</b> (AGE 25 - 54) <sup>1</sup>	16,197	558,884
<b>ATTAINMENT RATE: ASSOCIATE DEGREE OR HIGHER</b> (AGE 25 YEARS & OVER) <sup>1</sup>	33%	43%
<b>MEDIAN EARNINGS</b> (AGE 25 YEARS & OVER) <sup>1</sup>	\$48,130	\$45,897
<b>UNEMPLOYMENT RATE:</b> (SEPTEMBER 2022) <sup>2</sup>	3%	3%

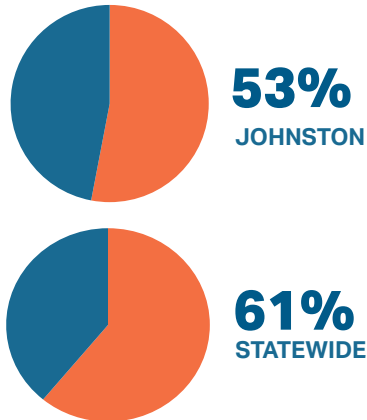
WORKING AGE POPULATION <sup>1</sup> Age 25 and Over by Educational Attainment		
	JOHNSTON	RI
<b>NO HIGH SCHOOL DIPLOMA</b>	7%	11%
<b>HIGH SCHOOL &amp; EQUIVALENT</b>	39%	28%
<b>SOME COLLEGE</b>	21%	18%
<b>ASSOCIATE</b>	7%	8%
<b>BACHELOR'S +</b>	26%	35%

EDUCATION ATTAINMENT BY RACE/ETHNICITY <sup>1</sup>														
Johnston Population (Age 25 and Over) by Educational Attainment and Race														
	AM. IND/AK NATIVE		ASIAN		BLACK/ AFRICAN AMER.		NAT.HAW/ OTHER P.I.		SOME OTHER RACE		TWO OR MORE RACES		WHITE	
	J	RI	J	RI	J	RI	J	RI	J	RI	J	RI	J	RI
NO HIGH SCHOOL DIPLOMA	0%	25%	14%	11%	3%	15%	0%	1%	9%	34%	5%	12%	7%	9%
HS GRAD & EQUIVALENT	100%	39%	27%	18%	35%	31%	0%	37%	15%	33%	67%	33%	39%	28%
SOME COLLEGE OR ASSOCIATE DEGREE	0%	20%	34%	17%	36%	30%	0%	29%	71%	20%	18%	29%	27%	27%
BACHELOR'S +	0%	15%	25%	54%	25%	24%	0%	32%	5%	13%	9%	26%	27%	37%

HISPANIC/LATINX POPULATIONS <sup>1</sup> Age 25 and Over by Educational Attainment		
	J	RI
<b>NO HIGH SCHOOL DIPLOMA</b>	15%	25%
<b>HIGH SCHOOL &amp; EQUIVALENT</b>	50%	37%
<b>SOME COLLEGE OR ASSOCIATE DEGREE</b>	21%	22%
<b>BACHELOR'S +</b>	14%	16%

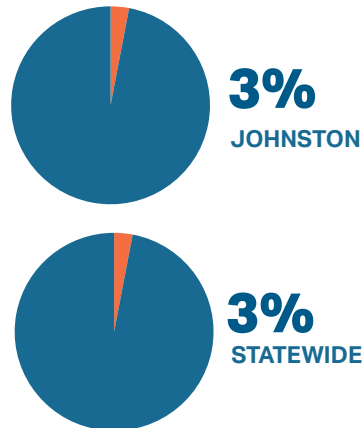
## FAFSA COMPLETION RATES<sup>3</sup>

Through June 30, 2022



## UNEMPLOYMENT RATES<sup>2</sup>

Through September, 2022



## MEDIAN EARNINGS<sup>1</sup>

Educational Attainment Age 25 and Over

	J	RI
NO HIGH SCHOOL DIPLOMA	\$32,000	\$28,970
HIGH SCHOOL & EQUIVALENT	\$42,725	\$36,472
SOME COLLEGE OR ASSOCIATE DEGREE	\$40,281	\$41,289
BACHELOR'S +	\$61,122	\$57,066
GRADUATE/ PROFESSIONAL	\$66,983	\$76,987

## POSTSECONDARY EDUCATION TRANSITION<sup>4</sup>

**5,538 RHODE ISLAND  
HIGH SCHOOL STUDENTS**  
ENROLLED IN A DUAL  
AND/OR CONCURRENT COURSE.  
OF THOSE,  
**42 (1%) WERE  
JOHNSTON  
STUDENTS.**

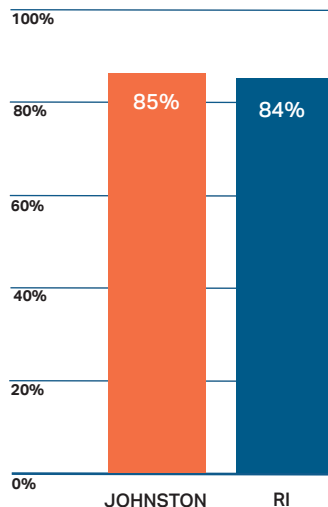
## R.I. STATE SCHOLARSHIPS<sup>4</sup>

**\$9,595,000**  
IN SCHOLARSHIPS WERE AWARDED TO  
**7,574**  
STUDENTS AT RHODE ISLAND'S 3 PUBLIC  
AND 10 PRIVATE INSTITUTIONS OF  
HIGHER EDUCATION IN ACADEMIC YEAR 2021-22  
**\$1,267**  
WAS THE AVERAGE AWARD.

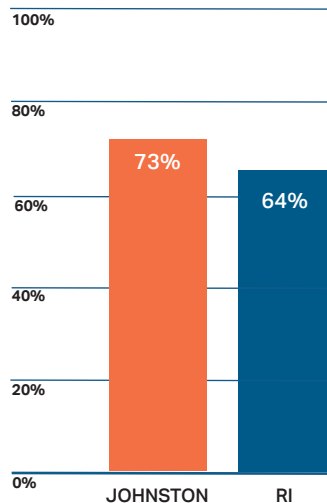
## R.I. PROMISE<sup>6</sup>

CCRI ENROLLED  
**1,863 RI PROMISE II  
FIRST-TIME FIRST YEARS**  
IN FALL 2021  
**55%**  
OF THE FALL 2020 COHORT  
RETURNED IN FALL 2021.

### GRADUATED FROM HIGH SCHOOL IN FOUR YEARS.<sup>5</sup>



### ENROLLED IN POSTSECONDARY EDUCATION WITHIN ONE YEAR OF HIGH SCHOOL GRADUATION.<sup>5</sup>



### DATA SOURCES

<sup>1</sup> 2016-2020 American Community Survey 5-year Estimates Data Tables

<sup>2</sup> R.I. Department of Labor and Training Local Area Unemployment Statistics for September 2022

<sup>3</sup> U.S. Department of Education's Office of Federal Student Aid

<sup>4</sup> R.I. Office of the Postsecondary Commissioner

<sup>5</sup> R.I. Department of Education 2020-2021 District Report Cards (graduation rates and postsecondary enrollment is based on 2019-2020 public high school graduates)

<sup>6</sup> Community College of Rhode Island Fall 2021 Promise Report to the Commissioner of Postsecondary Education