



# RI

## Office of the Postsecondary Commissioner

### Postsecondary Attainment Profile

#### NORTH PROVIDENCE, RI

TOWN SNAPSHOT		
	NORTH PROVIDENCE	RI
WORKING-AGE POPULATION (AGE 25 - 54) <sup>1</sup>	17,982	558,884
ATTAINMENT RATE: ASSOCIATE DEGREE OR HIGHER (AGE 25 YEARS & OVER) <sup>1</sup>	40%	43%
MEDIAN EARNINGS (AGE 25 YEARS & OVER) <sup>1</sup>	\$45,480	\$45,897
UNEMPLOYMENT RATE: (SEPTEMBER 2022) <sup>2</sup>	3%	3%

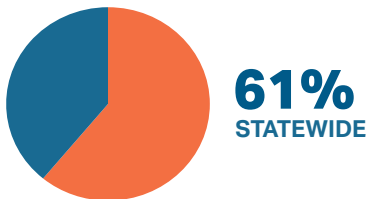
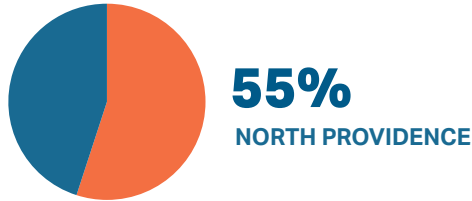
WORKING AGE POPULATION <sup>1</sup> Age 25 and Over by Educational Attainment		
	NORTH PROVIDENCE	RI
NO HIGH SCHOOL DIPLOMA	9%	11%
HIGH SCHOOL & EQUIVALENT	32%	28%
SOME COLLEGE	19%	18%
ASSOCIATE	9%	8%
BACHELOR'S +	31%	35%

EDUCATION ATTAINMENT BY RACE/ETHNICITY <sup>1</sup> North Providence Population (Age 25 and Over) by Educational Attainment and Race														
	AM. IND/AK NATIVE		ASIAN		BLACK/ AFRICAN AMER.		NAT.HAW/ OTHER P.I.		SOME OTHER RACE		TWO OR MORE RACES		WHITE	
	NP	RI	NP	RI	NP	RI	NP	RI	NP	RI	NP	RI	NP	RI
NO HIGH SCHOOL DIPLOMA	0%	25%	8%	11%	8%	15%	0%	1%	13%	34%	14%	12%	8%	9%
HS GRAD & EQUIVALENT	100%	39%	11%	18%	31%	31%	0%	37%	48%	33%	30%	33%	33%	28%
SOME COLLEGE OR ASSOCIATE DEGREE	0%	20%	19%	17%	39%	30%	0%	29%	21%	20%	35%	29%	27%	27%
BACHELOR'S +	0%	15%	63%	54%	22%	24%	0%	32%	18%	13%	20%	26%	32%	37%

HISPANIC/LATINX POPULATIONS <sup>1</sup> Age 25 and Over by Educational Attainment		
	NP	RI
NO HIGH SCHOOL DIPLOMA	13%	25%
HIGH SCHOOL & EQUIVALENT	34%	37%
SOME COLLEGE OR ASSOCIATE DEGREE	36%	22%
BACHELOR'S +	17%	16%

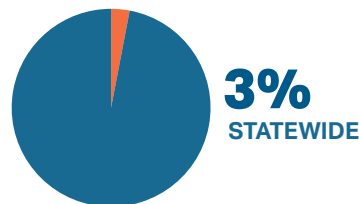
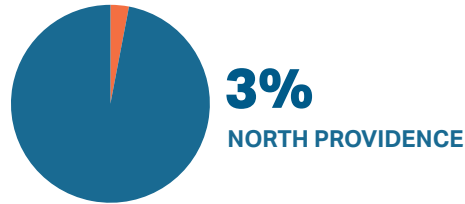
## FAFSA COMPLETION RATES<sup>3</sup>

Through June 30, 2022



## UNEMPLOYMENT RATES<sup>2</sup>

Through September, 2022



## MEDIAN EARNINGS<sup>1</sup>

Educational Attainment Age 25 and Over

	NP	RI
NO HIGH SCHOOL DIPLOMA	\$32,097	\$28,970
HIGH SCHOOL & EQUIVALENT	\$34,556	\$36,472
SOME COLLEGE OR ASSOCIATE DEGREE	\$43,729	\$41,289
BACHELOR'S +	\$54,691	\$57,066
GRADUATE/ PROFESSIONAL	\$68,632	\$76,987

## POSTSECONDARY EDUCATION TRANSITION<sup>4</sup>

**5,538 RHODE ISLAND  
HIGH SCHOOL STUDENTS**  
ENROLLED IN A DUAL  
AND/OR CONCURRENT COURSE.  
OF THOSE,  
**166 (3%) WERE  
NORTH PROVIDENCE  
STUDENTS.**

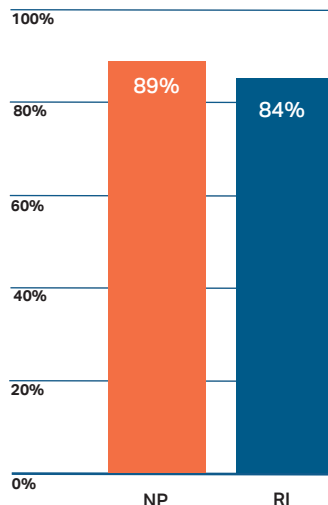
## R.I. STATE SCHOLARSHIPS<sup>4</sup>

**\$9,595,000**  
IN SCHOLARSHIPS WERE AWARDED TO  
**7,574**  
STUDENTS AT RHODE ISLAND'S 3 PUBLIC  
AND 10 PRIVATE INSTITUTIONS OF  
HIGHER EDUCATION IN ACADEMIC YEAR 2021-22  
**\$1,267**  
WAS THE AVERAGE AWARD.

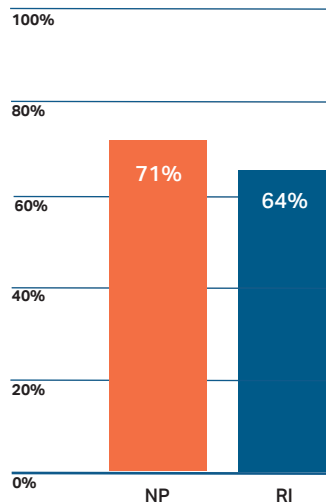
## R.I. PROMISE<sup>6</sup>

CCRI ENROLLED  
**1,863 RI PROMISE II  
FIRST-TIME FIRST YEARS**  
IN FALL 2021  
**55%**  
OF THE FALL 2020 COHORT  
RETURNED IN FALL 2021.

### GRADUATED FROM HIGH SCHOOL IN FOUR YEARS.<sup>5</sup>



### ENROLLED IN POSTSECONDARY EDUCATION WITHIN ONE YEAR OF HIGH SCHOOL GRADUATION.<sup>5</sup>



### DATA SOURCES

<sup>1</sup> 2016-2020 American Community Survey 5-year Estimates Data Tables

<sup>2</sup> R.I. Department of Labor and Training Local Area Unemployment Statistics for September 2022

<sup>3</sup> U.S. Department of Education's Office of Federal Student Aid

<sup>4</sup> R.I. Office of the Postsecondary Commissioner

<sup>5</sup> R.I. Department of Education 2020-2021 District Report Cards (graduation rates and postsecondary enrollment is based on 2019-2020 public high school graduates)

<sup>6</sup> Community College of Rhode Island Fall 2021 Promise Report to the Commissioner of Postsecondary Education