



# RI

## Office of the Postsecondary Commissioner

### Postsecondary Attainment Profile

#### PORTSMOUTH, RI

| TOWN SNAPSHOT  |            |          |
|--|------------|----------|
|  | PORTSMOUTH | RI       |
| <b>WORKING-AGE POPULATION</b><br>(AGE 25 - 54) <sup>1</sup>                                      | 8,359      | 558,884  |
| <b>ATTAINMENT RATE:<br/>ASSOCIATE DEGREE<br/>OR HIGHER</b><br>(AGE 25 YEARS & OVER) <sup>1</sup> | 64%        | 43%      |
| <b>MEDIAN EARNINGS</b><br>(AGE 25 YEARS & OVER) <sup>1</sup>                                     | \$57,958   | \$45,897 |
| <b>UNEMPLOYMENT RATE:</b><br>(SEPTEMBER 2022) <sup>2</sup>                                       | 3%         | 3%       |

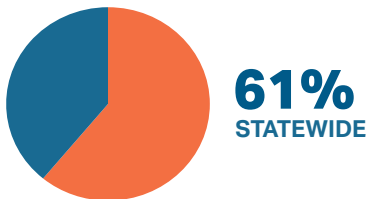
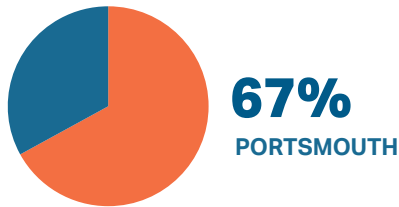
| WORKING AGE POPULATION <sup>1</sup><br>Age 25 and Over by Educational Attainment |            |     |
|--|------------|-----|
|  | PORTSMOUTH | RI  |
| <b>NO<br/>HIGH SCHOOL<br/>DIPLOMA</b>  | 4%         | 11% |
| <b>HIGH SCHOOL<br/>&amp; EQUIVALENT</b>  | 17%        | 28% |
| <b>SOME COLLEGE</b>  | 14%        | 18% |
| <b>ASSOCIATE</b>   | 9%         | 8%  |
| <b>BACHELOR'S +</b>  | 55%        | 35% |

| EDUCATION ATTAINMENT BY RACE/ETHNICITY <sup>1</sup>                        |                      |     |       |     |                            |     |                        |     |                       |     |                         |     |       |     |
|--|----------------------|-----|-------|-----|----------------------------|-----|------------------------|-----|-----------------------|-----|-------------------------|-----|-------|-----|
| Portsmouth Population (Age 25 and Over) by Educational Attainment and Race |                      |     |       |     |                            |     |                        |     |                       |     |                         |     |       |     |
|  | AM. IND/AK<br>NATIVE |     | ASIAN |     | BLACK/<br>AFRICAN<br>AMER. |     | NAT.HAW/<br>OTHER P.I. |     | SOME<br>OTHER<br>RACE |     | TWO OR<br>MORE<br>RACES |     | WHITE |     |
|  | P                    | RI  | P     | RI  | P                          | RI  | P                      | RI  | P                     | RI  | P                       | RI  | P     | RI  |
| NO<br>HIGH SCHOOL<br>DIPLOMA   | 0%                   | 25% | 16%   | 11% | 0%                         | 15% | 0%                     | 1%  | 0%                    | 34% | 0%                      | 12% | 4%    | 9%  |
| HS GRAD &<br>EQUIVALENT  | 0%                   | 39% | 2%    | 18% | 4%                         | 31% | 0%                     | 37% | 65%                   | 33% | 50%                     | 33% | 17%   | 28% |
| SOME COLLEGE<br>OR ASSOCIATE<br>DEGREE                                     | 0%                   | 20% | 8%    | 17% | 1%                         | 30% | 0%                     | 29% | 35%                   | 20% | 13%                     | 29% | 24%   | 27% |
| BACHELOR'S +   | 0%                   | 15% | 73%   | 54% | 94%                        | 24% | 0%                     | 32% | 0%                    | 13% | 38%                     | 26% | 56%   | 37% |

| HISPANIC/LATINX<br>POPULATIONS <sup>1</sup><br>Age 25 and Over by Educational Attainment |     |     |
|--|-----|-----|
|  | P   | RI  |
| <b>NO<br/>HIGH SCHOOL<br/>DIPLOMA</b>  | 0%  | 25% |
| <b>HIGH SCHOOL<br/>&amp; EQUIVALENT</b>  | 44% | 37% |
| <b>SOME COLLEGE<br/>OR ASSOCIATE<br/>DEGREE</b>  | 5%  | 22% |
| <b>BACHELOR'S +</b>  | 50% | 16% |

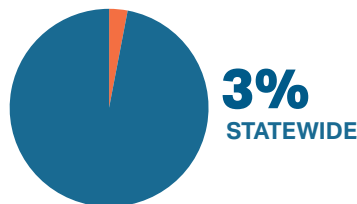
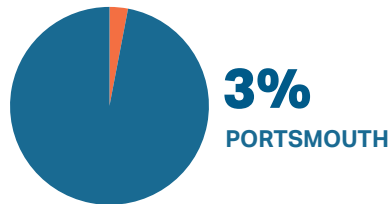
## FAFSA COMPLETION RATES<sup>3</sup>

Through June 30, 2022



## UNEMPLOYMENT RATES<sup>2</sup>

Through September, 2022



## MEDIAN EARNINGS<sup>1</sup>

Educational Attainment Age 25 and Over

|                                  | P         | RI       |
|----------------------------------|-----------|----------|
| NO HIGH SCHOOL DIPLOMA           | \$53,839  | \$28,970 |
| HIGH SCHOOL & EQUIVALENT         | \$42,620  | \$36,472 |
| SOME COLLEGE OR ASSOCIATE DEGREE | \$38,869  | \$41,289 |
| BACHELOR'S +                     | \$61,661  | \$57,066 |
| GRADUATE/ PROFESSIONAL           | \$102,341 | \$76,987 |

## POSTSECONDARY EDUCATION TRANSITION<sup>4</sup>

**5,538 RHODE ISLAND  
HIGH SCHOOL STUDENTS**  
ENROLLED IN A DUAL  
AND/OR CONCURRENT COURSE.  
OF THOSE,  
**71(1%) WERE  
PORTSMOUTH  
STUDENTS.**

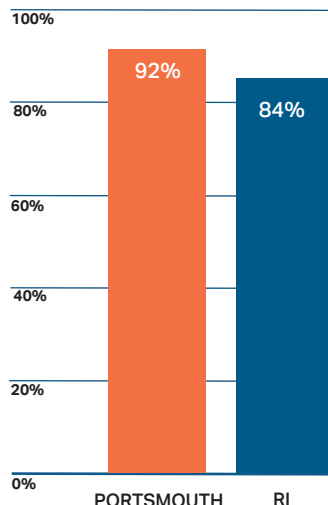
## R.I. STATE SCHOLARSHIPS<sup>4</sup>

**\$9,595,000**  
IN SCHOLARSHIPS WERE AWARDED TO  
**7,574**  
STUDENTS AT RHODE ISLAND'S 3 PUBLIC  
AND 10 PRIVATE INSTITUTIONS OF  
HIGHER EDUCATION IN ACADEMIC YEAR 2021-22  
**\$1,267**  
WAS THE AVERAGE AWARD.

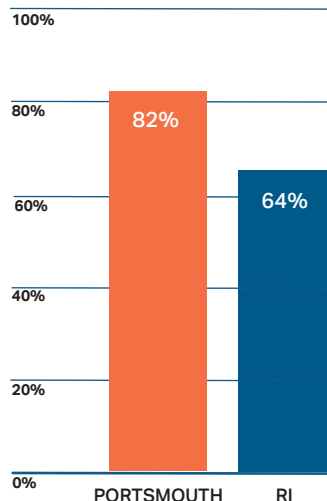
## R.I. PROMISE<sup>6</sup>

CCRI ENROLLED  
**1,863 RI PROMISE II  
FIRST-TIME FIRST YEARS**  
IN FALL 2021  
**55%**  
OF THE FALL 2020 COHORT  
RETURNED IN FALL 2021.

### GRADUATED FROM HIGH SCHOOL IN FOUR YEARS.<sup>5</sup>



### ENROLLED IN POSTSECONDARY EDUCATION WITHIN ONE YEAR OF HIGH SCHOOL GRADUATION.<sup>5</sup>



### DATA SOURCES

<sup>1</sup> 2016-2020 American Community Survey 5-year Estimates Data Tables

<sup>2</sup> R.I. Department of Labor and Training Local Area Unemployment Statistics for September 2022

<sup>3</sup> U.S. Department of Education's Office of Federal Student Aid

<sup>4</sup> R.I. Office of the Postsecondary Commissioner

<sup>5</sup> R.I. Department of Education 2020-2021 District Report Cards (graduation rates and postsecondary enrollment is based on 2019-2020 public high school graduates)

<sup>6</sup> Community College of Rhode Island Fall 2021 Promise Report to the Commissioner of Postsecondary Education