



RI

Office of the Postsecondary Commissioner

Postsecondary Attainment Profile

WARWICK, RI

CITY SNAPSHOT		
	WARWICK	RI
WORKING-AGE POPULATION (AGE 25 - 54) ¹	44,087	558,884
ATTAINMENT RATE: ASSOCIATE DEGREE OR HIGHER (AGE 25 YEARS & OVER) ¹	44%	43%
MEDIAN EARNINGS (AGE 25 YEARS & OVER) ¹	\$49,075	\$45,897
UNEMPLOYMENT RATE: (SEPTEMBER 2022) ²	3%	3%

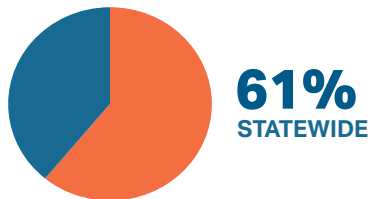
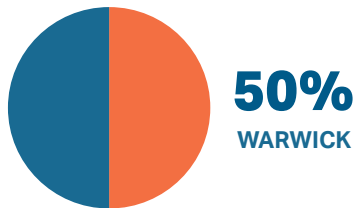
WORKING AGE POPULATION ¹ Age 25 and Over by Educational Attainment		
	WARWICK	RI
NO HIGH SCHOOL DIPLOMA	8%	11%
HIGH SCHOOL & EQUIVALENT	28%	28%
SOME COLLEGE	20%	18%
ASSOCIATE	11%	8%
BACHELOR'S +	33%	35%

EDUCATION ATTAINMENT BY RACE/ETHNICITY ¹ Warwick Population (Age 25 and Over) by Educational Attainment and Race														
	AM. IND/AK NATIVE		ASIAN		BLACK/ AFRICAN AMER.		NAT.HAW/ OTHER P.I.		SOME OTHER RACE		TWO OR MORE RACES		WHITE	
	W	RI	W	RI	W	RI	W	RI	W	RI	W	RI	W	RI
NO HIGH SCHOOL DIPLOMA	35%	25%	5%	11%	4%	15%	0%	1%	14%	34%	8%	12%	8%	9%
HS GRAD & EQUIVALENT	26%	39%	16%	18%	19%	31%	0%	37%	27%	33%	21%	33%	29%	28%
SOME COLLEGE OR ASSOCIATE DEGREE	32%	20%	12%	17%	42%	30%	0%	29%	30%	20%	33%	29%	32%	27%
BACHELOR'S +	7%	15%	66%	54%	35%	24%	0%	32%	29%	13%	38%	26%	31%	37%

HISPANIC/LATINX POPULATIONS ¹ Age 25 and Over by Educational Attainment		
	W	RI
NO HIGH SCHOOL DIPLOMA	14%	25%
HIGH SCHOOL & EQUIVALENT	27%	37%
SOME COLLEGE OR ASSOCIATE DEGREE	37%	22%
BACHELOR'S +	21%	16%

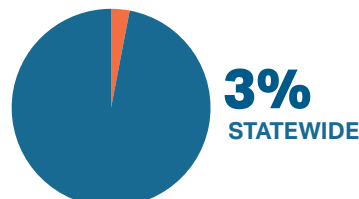
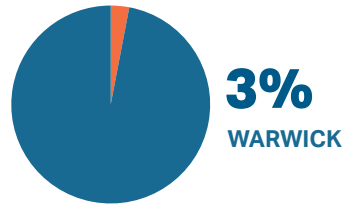
FAFSA COMPLETION RATES³

Through June 30, 2022



UNEMPLOYMENT RATES²

Through September, 2022



MEDIAN EARNINGS¹

Educational Attainment Age 25 and Over

	W	RI
NO HIGH SCHOOL DIPLOMA	\$29,868	\$28,970
HIGH SCHOOL & EQUIVALENT	\$38,982	\$36,472
SOME COLLEGE OR ASSOCIATE DEGREE	\$45,209	\$41,289
BACHELOR'S +	\$58,363	\$57,066
GRADUATE/ PROFESSIONAL	\$73,816	\$76,987

POSTSECONDARY EDUCATION TRANSITION⁴

**5,538 RHODE ISLAND
HIGH SCHOOL STUDENTS**
ENROLLED IN A DUAL
AND/OR CONCURRENT COURSE.
OF THOSE,
**154 (3%) WERE
WARWICK
STUDENTS.**

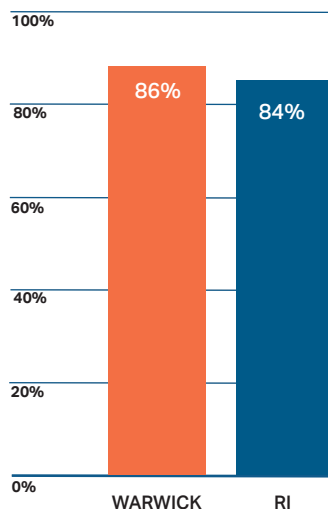
R.I. STATE SCHOLARSHIPS⁴

\$9,595,000
IN SCHOLARSHIPS WERE AWARDED TO
7,574
STUDENTS AT RHODE ISLAND'S 3 PUBLIC
AND 10 PRIVATE INSTITUTIONS OF
HIGHER EDUCATION IN ACADEMIC YEAR 2021-22
\$1,267
WAS THE AVERAGE AWARD.

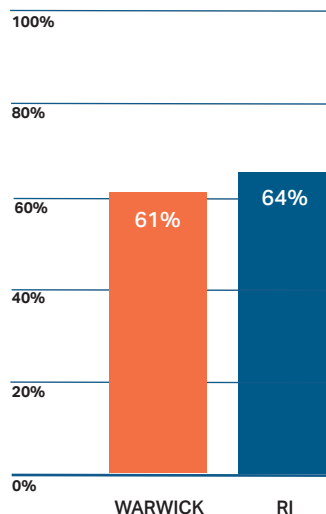
R.I. PROMISE⁶

CCRI ENROLLED
**1,863 RI PROMISE II
FIRST-TIME FIRST YEARS**
IN FALL 2021
55%
OF THE FALL 2020 COHORT
RETURNED IN FALL 2021.

GRADUATED FROM HIGH SCHOOL IN FOUR YEARS.⁵



ENROLLED IN POSTSECONDARY EDUCATION WITHIN ONE YEAR OF HIGH SCHOOL GRADUATION.⁵



DATA SOURCES

¹ 2016-2020 American Community Survey 5-year Estimates Data Tables

² R.I. Department of Labor and Training Local Area Unemployment Statistics for September 2022

³ U.S. Department of Education's Office of Federal Student Aid

⁴ R.I. Office of the Postsecondary Commissioner

⁵ R.I. Department of Education 2020-2021 District Report Cards (graduation rates and postsecondary enrollment is based on 2019-2020 public high school graduates)

⁶ Community College of Rhode Island Fall 2021 Promise Report to the Commissioner of Postsecondary Education