



RI

Office of the Postsecondary Commissioner

Postsecondary Attainment Profile

NARRAGANSETT, RI

| TOWN SNAPSHOT | | |
|--|----------|----------|
| | N | RI |
| WORKING-AGE POPULATION (AGE 25 - 54) ¹ | 6,228 | 558,884 |
| ATTAINMENT RATE: ASSOCIATE DEGREE OR HIGHER (AGE 25 YEARS & OVER) ¹ | 63% | 43% |
| MEDIAN EARNINGS (AGE 25 YEARS & OVER) ¹ | \$58,565 | \$45,897 |
| UNEMPLOYMENT RATE: (SEPTEMBER 2022) ² | 2% | 3% |

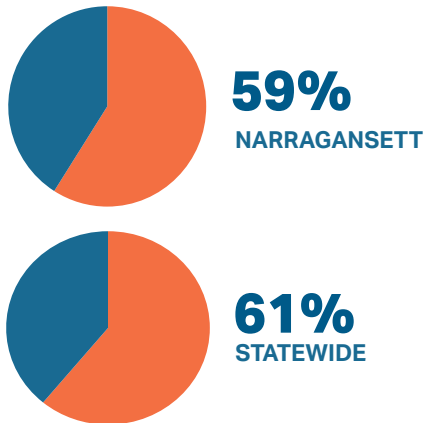
| WORKING AGE POPULATION ¹ Age 25 and Over by Educational Attainment | | |
|--|-----|-----|
| | N | RI |
| NO HIGH SCHOOL DIPLOMA | 2% | 11% |
| HIGH SCHOOL & EQUIVALENT | 18% | 28% |
| SOME COLLEGE | 17% | 18% |
| ASSOCIATE | 8% | 8% |
| BACHELOR'S + | 55% | 35% |

| EDUCATION ATTAINMENT BY RACE/ETHNICITY ¹ Narragansett Population (Age 25 and Over) by Educational Attainment and Race | | | | | | | | | | | | | | |
|---|----------------------|-----|-------|-----|----------------------------|-----|------------------------|-----|-----------------------|-----|-------------------------|-----|-------|-----|
| | AM. IND/AK NATIVE | | ASIAN | | BLACK/ AFRICAN AMER. | | NAT.HAW/ OTHER P.I. | | SOME OTHER RACE | | TWO OR MORE RACES | | WHITE | |
| | N | RI | N | RI | N | RI | N | RI | N | RI | N | RI | N | RI |
| NO HIGH SCHOOL DIPLOMA | 0% | 25% | 0% | 11% | 42% | 15% | 0% | 1% | 9% | 34% | 15% | 12% | 2% | 9% |
| HS GRAD & EQUIVALENT | 0% | 39% | 30% | 18% | 33% | 31% | 0% | 37% | 61% | 33% | 0% | 33% | 17% | 28% |
| SOME COLLEGE OR ASSOCIATE DEGREE | 0% | 20% | 0% | 17% | 0% | 30% | 0% | 29% | 0% | 20% | 9% | 29% | 26% | 27% |
| BACHELOR'S + | 0% | 15% | 70% | 54% | 25% | 24% | 0% | 32% | 31% | 13% | 77% | 26% | 55% | 37% |

| HISPANIC/LATINX POPULATIONS ¹ Age 25 and Over by Educational Attainment | | |
|--|-----|-----|
| | N | RI |
| NO HIGH SCHOOL DIPLOMA | 4% | 25% |
| HIGH SCHOOL & EQUIVALENT | 45% | 37% |
| SOME COLLEGE OR ASSOCIATE DEGREE | 3% | 22% |
| BACHELOR'S + | 48% | 16% |

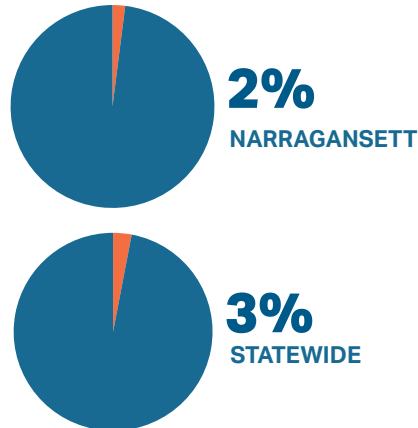
FAFSA COMPLETION RATES³

Through June 30, 2022



UNEMPLOYMENT RATES²

Through September, 2022



MEDIAN EARNINGS¹

Educational Attainment Age 25 and Over

| | N | RI |
|----------------------------------|----------|----------|
| NO HIGH SCHOOL DIPLOMA | \$36,000 | \$28,970 |
| HIGH SCHOOL & EQUIVALENT | \$40,168 | \$36,472 |
| SOME COLLEGE OR ASSOCIATE DEGREE | \$35,000 | \$41,289 |
| BACHELOR'S + | \$60,829 | \$57,066 |
| GRADUATE/ PROFESSIONAL | \$92,618 | \$76,987 |

POSTSECONDARY EDUCATION TRANSITION⁴

5,538 RHODE ISLAND HIGH SCHOOL STUDENTS ENROLLED IN A DUAL AND/OR CONCURRENT COURSE. OF THOSE, **109 (2%) WERE NARRAGANSETT STUDENTS.**

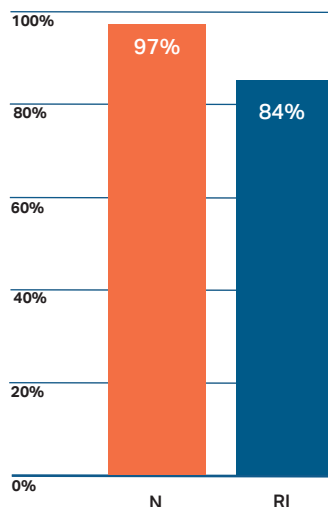
R.I. STATE SCHOLARSHIPS⁴

\$9,595,000 IN SCHOLARSHIPS WERE AWARDED TO **7,574** STUDENTS AT RHODE ISLAND'S 3 PUBLIC AND 10 PRIVATE INSTITUTIONS OF HIGHER EDUCATION IN ACADEMIC YEAR 2021-22. **\$1,267** WAS THE AVERAGE AWARD.

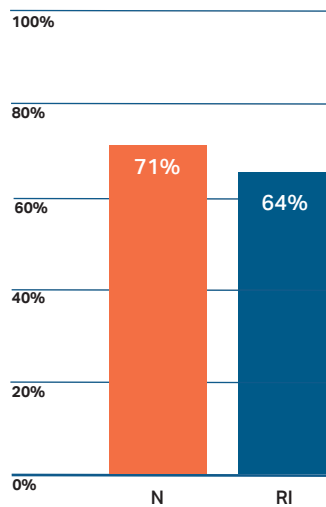
R.I. PROMISE⁶

CCRI ENROLLED **1,863 RI PROMISE II FIRST-TIME FIRST YEARS** IN FALL 2021. **55%** OF THE FALL 2020 COHORT RETURNED IN FALL 2021.

GRADUATED FROM HIGH SCHOOL IN FOUR YEARS.⁵



ENROLLED IN POSTSECONDARY EDUCATION WITHIN ONE YEAR OF HIGH SCHOOL GRADUATION.⁵



DATA SOURCES

¹ 2016-2020 American Community Survey 5-year Estimates Data Tables

² R.I. Department of Labor and Training Local Area Unemployment Statistics for September 2022

³ U.S. Department of Education's Office of Federal Student Aid

⁴ R.I. Office of the Postsecondary Commissioner

⁵ R.I. Department of Education 2020-2021 District Report Cards (graduation rates and postsecondary enrollment is based on 2019-2020 public high school graduates)

⁶ Community College of Rhode Island Fall 2021 Promise Report to the Commissioner of Postsecondary Education