



RI

Office of the Postsecondary Commissioner

Postsecondary Attainment Profile

BARRINGTON, RI

TOWN SNAPSHOT		
	BARRINGTON	RI
WORKING-AGE POPULATION (AGE 25 - 64) ¹	8,817	575,906
ATTAINMENT RATE: ASSOCIATE DEGREE OR HIGHER (AGE 25 YEARS & OVER) ¹	79%	45%
MEDIAN EARNINGS (AGE 25 YEARS & OVER) ¹	\$87,734	\$52,856
UNEMPLOYMENT RATE: (OCTOBER 2023) ²	2%	3%

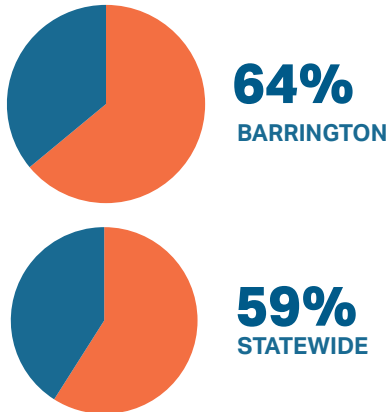
WORKING AGE POPULATION ¹ Age 25 and Over by Educational Attainment		
	BARRINGTON	RI
NO HIGH SCHOOL DIPLOMA	2%	11%
HIGH SCHOOL & EQUIVALENT	10%	27%
SOME COLLEGE	9%	18%
ASSOCIATE	6%	8%
BACHELOR'S +	73%	36%

EDUCATION ATTAINMENT BY RACE/ETHNICITY ¹														
Barrington Population (Age 25 and Over) by Educational Attainment and Race														
	AM. IND/AK NATIVE		ASIAN		BLACK/ AFRICAN AMER.		NAT.HAW/ OTHER P.I.		SOME OTHER RACE		TWO OR MORE RACES		WHITE	
	B	RI	B	RI	B	RI	B	RI	B	RI	B	RI	B	RI
NO HIGH SCHOOL DIPLOMA	0%	27%	0%	12%	21%	14%	0%	8%	0%	34%	5%	17%	2%	8%
HS GRAD & EQUIVALENT	0%	27%	6%	17%	27%	31%	0%	32%	0%	30%	12%	33%	10%	26%
SOME COLLEGE OR ASSOCIATE DEGREE	0%	30%	12%	17%	0%	30%	0%	44%	0%	22%	22%	26%	14%	27%
BACHELOR'S +	100%	17%	81%	54%	52%	25%	0%	16%	100%	14%	62%	24%	73%	39%

HISPANIC/LATINX POPULATIONS ¹ Age 25 and Over by Educational Attainment		
	B	RI
NO HIGH SCHOOL DIPLOMA	0%	27%
HIGH SCHOOL & EQUIVALENT	22%	34%
SOME COLLEGE OR ASSOCIATE DEGREE	4%	23%
BACHELOR'S +	75%	16%

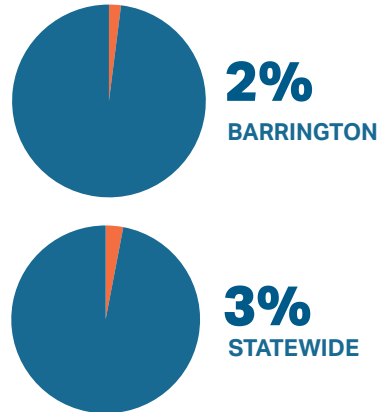
FAFSA COMPLETION RATES³

Through June 30, 2023



UNEMPLOYMENT RATES²

Through October, 2023



MEDIAN EARNINGS¹

Educational Attainment Age 25 and Over

	B	RI
NO HIGH SCHOOL DIPLOMA	\$70,962	\$33,759
HIGH SCHOOL & EQUIVALENT	\$51,111	\$41,968
SOME COLLEGE OR ASSOCIATE DEGREE	\$45,018	\$47,033
BACHELOR'S	\$92,200	\$66,011
GRADUATE/ PROFESSIONAL	\$104,265	\$86,889

POSTSECONDARY EDUCATION TRANSITION⁴

**5,853 RHODE ISLAND
PUBLIC HIGH SCHOOL STUDENTS**
ENROLLED IN A DUAL
AND/OR CONCURRENT COURSE.
OF THOSE,
**238 (4%) WERE
BARRINGTON
STUDENTS.**

R.I. STATE SCHOLARSHIPS⁴

\$9,438,481
IN SCHOLARSHIPS WERE AWARDED TO
7,167
STUDENTS
59
OF WHOM WERE BARRINGTON RESIDENTS.
\$1,317
WAS THE AVERAGE AWARD

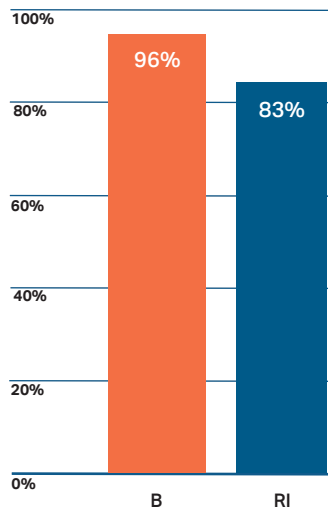
WORK COMMUTES¹

Workers 16+ (n=8,453)

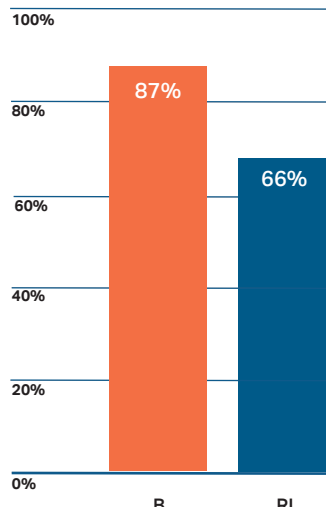
**BARRINGTON
RESIDENTS WHO:**

WORK IN BRISTOL COUNTY	32%
WORK OUTSIDE BRISTOL COUNTY	52%
WORK OUTSIDE OF RI	16%

GRADUATED FROM HIGH SCHOOL IN FOUR YEARS.⁵



ENROLLED IN POSTSECONDARY EDUCATION WITHIN ONE YEAR OF HIGH SCHOOL GRADUATION.⁵



DATA SOURCES

¹ U.S. Census Bureau, 2018-2022 American Community Survey 5-Year Estimates

² R.I. Department of Labor and Training Local Area Unemployment Statistics for October 2023

³ U.S. Department of Education's Office of Federal Student Aid

⁴ R.I. Office of the Postsecondary Commissioner, 2022-2023 academic year data

⁵ R.I. Department of Education (graduation rates and postsecondary enrollment is based on 2021-2022 public high school graduates)