



RI

Office of the
Postsecondary
Commissioner

Postsecondary Attainment Profile

CENTRAL FALLS, RI

CITY SNAPSHOT		
	CENTRAL FALLS	RI
WORKING-AGE POPULATION (AGE 25 - 64) ¹	11,978	575,906
ATTAINMENT RATE: ASSOCIATE DEGREE OR HIGHER (AGE 25 YEARS & OVER) ¹	15%	45%
MEDIAN EARNINGS (AGE 25 YEARS & OVER) ¹	\$32,374	\$52,856
UNEMPLOYMENT RATE: (OCTOBER 2023) ²	4%	3%

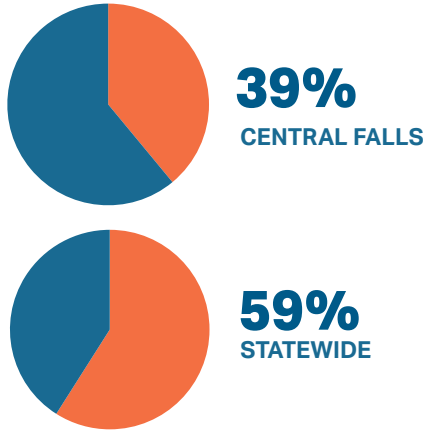
WORKING AGE POPULATION ¹ Age 25 and Over by Educational Attainment		
	CENTRAL FALLS	RI
NO HIGH SCHOOL DIPLOMA	37%	11%
HIGH SCHOOL & EQUIVALENT	33%	27%
SOME COLLEGE	15%	18%
ASSOCIATE	6%	8%
BACHELOR'S +	9%	36%

EDUCATION ATTAINMENT BY RACE/ETHNICITY ¹														
Central Falls Population (Age 25 and Over) by Educational Attainment and Race														
	AM. IND/AK NATIVE		ASIAN		BLACK/ AFRICAN AMER.		NAT.HAW/ OTHER P.I.		SOME OTHER RACE		TWO OR MORE RACES		WHITE	
	CF	RI	CF	RI	CF	RI	CF	RI	CF	RI	CF	RI	CF	RI
NO HIGH SCHOOL DIPLOMA	67%	27%	0%	12%	22%	14%	0%	8%	42%	34%	36%	17%	35%	8%
HS GRAD & EQUIVALENT	0%	27%	0%	17%	45%	31%	0%	32%	39%	30%	28%	33%	26%	26%
SOME COLLEGE OR ASSOCIATE DEGREE	33%	30%	68%	17%	25%	30%	0%	44%	14%	22%	24%	26%	26%	27%
BACHELOR'S +	0%	17%	32%	54%	8%	25%	0%	16%	6%	14%	12%	24%	12%	39%

HISPANIC/LATINX POPULATIONS ¹ Age 25 and Over by Educational Attainment		
	CF	RI
NO HIGH SCHOOL DIPLOMA	43%	27%
HIGH SCHOOL & EQUIVALENT	33%	34%
SOME COLLEGE OR ASSOCIATE DEGREE	17%	23%
BACHELOR'S +	7%	16%

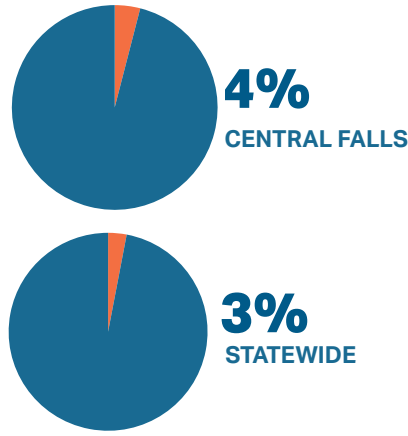
FAFSA COMPLETION RATES³

Through June 30, 2023



UNEMPLOYMENT RATES²

Through October, 2023



MEDIAN EARNINGS¹

Educational Attainment Age 25 and Over

	CF	RI
NO HIGH SCHOOL DIPLOMA	\$31,340	\$33,759
HIGH SCHOOL & EQUIVALENT	\$24,842	\$41,968
SOME COLLEGE OR ASSOCIATE DEGREE	\$36,899	\$47,033
BACHELOR'S	\$42,944	\$66,011
GRADUATE/ PROFESSIONAL	-	\$86,889

POSTSECONDARY EDUCATION TRANSITION⁴

**5,853 RHODE ISLAND
PUBLIC HIGH SCHOOL STUDENTS**
ENROLLED IN A DUAL
AND/OR CONCURRENT COURSE.
OF THOSE,
**88 (2%) WERE
CENTRAL FALLS
STUDENTS.**

R.I. STATE SCHOLARSHIPS⁴

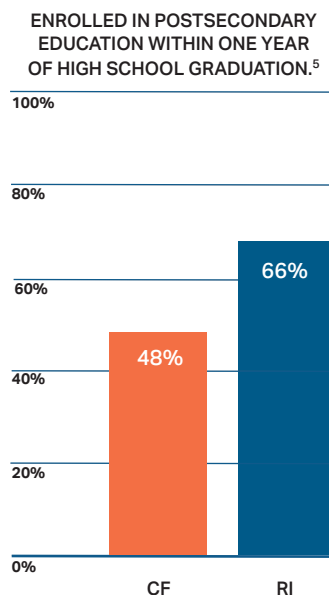
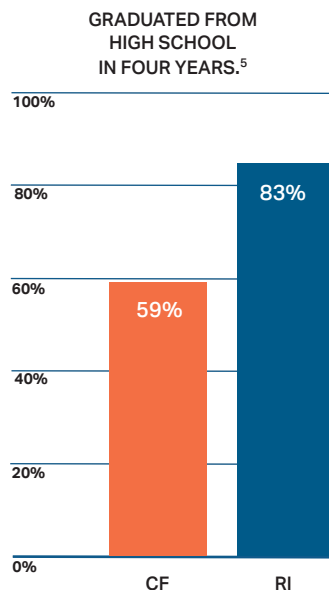
\$9,438,481
IN SCHOLARSHIPS WERE AWARDED TO
7,167
STUDENTS
178
OF WHOM WERE CENTRAL FALLS RESIDENTS.
\$1,317
WAS THE AVERAGE AWARD

WORK COMMUTES¹

Workers 16+ (n=9,228)

**CENTRAL FALLS
RESIDENTS WHO:**

WORK IN PROVIDENCE COUNTY	66%
WORK OUTSIDE PROVIDENCE COUNTY	7%
WORK OUTSIDE OF RI	27%



DATA SOURCES

¹ U.S. Census Bureau, 2018-2022 American Community Survey 5-Year Estimates

² R.I. Department of Labor and Training Local Area Unemployment Statistics for October 2023

³ U.S. Department of Education's Office of Federal Student Aid

⁴ R.I. Office of the Postsecondary Commissioner, 2022-2023 academic year data

⁵ R.I. Department of Education (graduation rates and postsecondary enrollment is based on 2021-2022 public high school graduates)

"-" The estimate could not be computed because there were an insufficient number of sample observations.