



# RI

Office of the  
Postsecondary  
Commissioner

## Postsecondary Attainment Profile

### CHARLESTOWN, RI

| TOWN SNAPSHOT   |          |          |
|---|----------|----------|
|   | C        | RI       |
| WORKING-AGE<br>POPULATION<br>(AGE 25 - 64) <sup>1</sup>                                 | 4,147    | 575,906  |
| ATTAINMENT RATE:<br>ASSOCIATE DEGREE<br>OR HIGHER<br>(AGE 25 YEARS & OVER) <sup>1</sup> | 50%      | 45%      |
| MEDIAN EARNINGS<br>(AGE 25 YEARS & OVER) <sup>1</sup>                                   | \$61,375 | \$52,856 |
| UNEMPLOYMENT RATE:<br>(OCTOBER 2023) <sup>2</sup>                                       | 3%       | 3%       |

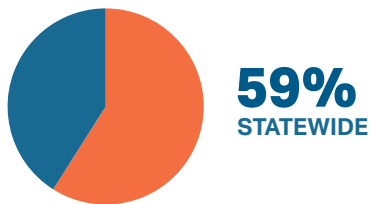
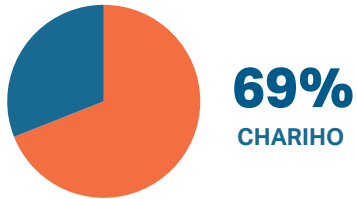
| WORKING AGE POPULATION <sup>1</sup><br>Age 25 and Over by Educational Attainment |     |     |
|--|-----|-----|
|  | C   | RI  |
| NO<br>HIGH SCHOOL<br>DIPLOMA   | 7%  | 11% |
| HIGH SCHOOL<br>& EQUIVALENT  | 20% | 27% |
| SOME COLLEGE   | 23% | 18% |
| ASSOCIATE  | 9%  | 8%  |
| BACHELOR'S +   | 42% | 36% |

| EDUCATION ATTAINMENT BY RACE/ETHNICITY <sup>1</sup><br>Charlestown Population (Age 25 and Over) by Educational Attainment and Race |                      |     |       |     |                            |     |                        |     |                       |     |                         |     |       |     |
|--|----------------------|-----|-------|-----|----------------------------|-----|------------------------|-----|-----------------------|-----|-------------------------|-----|-------|-----|
|  | AM. IND/AK<br>NATIVE |     | ASIAN |     | BLACK/<br>AFRICAN<br>AMER. |     | NAT.HAW/<br>OTHER P.I. |     | SOME<br>OTHER<br>RACE |     | TWO OR<br>MORE<br>RACES |     | WHITE |     |
|  | C                    | RI  | C     | RI  | C                          | RI  | C                      | RI  | C                     | RI  | C                       | RI  | C     | RI  |
| NO<br>HIGH SCHOOL<br>DIPLOMA   | 0%                   | 27% | 0%    | 12% | 0%                         | 14% | 0%                     | 8%  | 96%                   | 34% | 8%                      | 17% | 6%    | 8%  |
| HS GRAD &<br>EQUIVALENT  | 100%                 | 27% | 0%    | 17% | 47%                        | 31% | 0%                     | 32% | 4%                    | 30% | 52%                     | 33% | 18%   | 26% |
| SOME COLLEGE<br>OR ASSOCIATE<br>DEGREE   | 0%                   | 30% | 100%  | 17% | 53%                        | 30% | 0%                     | 44% | 0%                    | 22% | 15%                     | 26% | 32%   | 27% |
| BACHELOR'S +   | 0%                   | 17% | 0%    | 54% | 0%                         | 25% | 0%                     | 16% | 0%                    | 14% | 26%                     | 24% | 43%   | 39% |

| HISPANIC/LATINX<br>POPULATIONS <sup>1</sup><br>Age 25 and Over by Educational Attainment |     |     |
|--|-----|-----|
|  | C   | RI  |
| NO<br>HIGH SCHOOL<br>DIPLOMA   | 17% | 27% |
| HIGH SCHOOL<br>& EQUIVALENT  | 12% | 34% |
| SOME COLLEGE<br>OR ASSOCIATE<br>DEGREE   | 49% | 23% |
| BACHELOR'S +   | 21% | 16% |

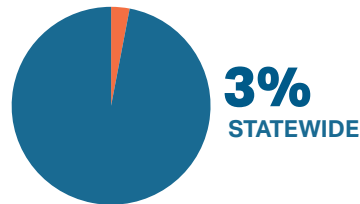
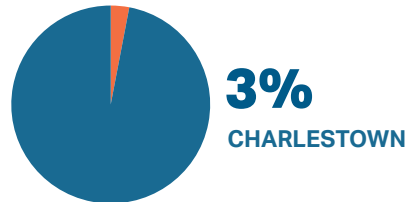
## FAFSA COMPLETION RATES<sup>3</sup>

Through June 30, 2023



## UNEMPLOYMENT RATES<sup>2</sup>

Through October, 2023



## MEDIAN EARNINGS<sup>1</sup>

Educational Attainment Age 25 and Over

|                                  | C        | RI       |
|----------------------------------|----------|----------|
| NO HIGH SCHOOL DIPLOMA           | \$32,097 | \$33,759 |
| HIGH SCHOOL & EQUIVALENT         | \$43,333 | \$41,968 |
| SOME COLLEGE OR ASSOCIATE DEGREE | \$56,500 | \$47,033 |
| BACHELOR'S                       | \$68,750 | \$66,011 |
| GRADUATE/ PROFESSIONAL           | \$92,375 | \$86,889 |

## POSTSECONDARY EDUCATION TRANSITION<sup>4</sup>

**5,853 RHODE ISLAND PUBLIC HIGH SCHOOL STUDENTS** ENROLLED IN A DUAL AND/OR CONCURRENT COURSE. OF THOSE, **65 (1%) WERE CHARIHO STUDENTS.**

## R.I. STATE SCHOLARSHIPS<sup>4</sup>

**\$9,438,481** IN SCHOLARSHIPS WERE AWARDED TO **7,167** STUDENTS **45** OF WHOM WERE CHARLESTOWN RESIDENTS. **\$1,317** WAS THE AVERAGE AWARD

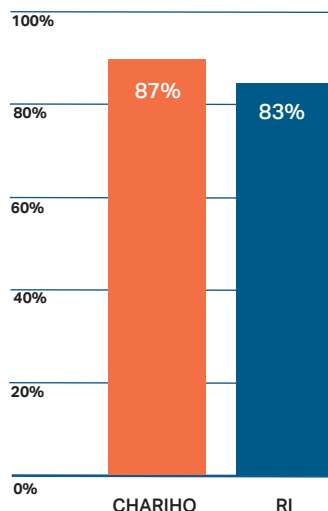
## WORK COMMUTES<sup>1</sup>

Workers 16+ (n=4,181)

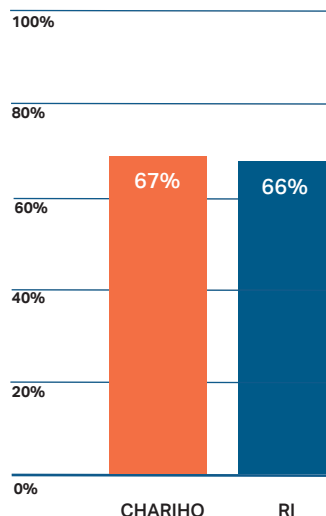
### CHARLESTOWN RESIDENTS WHO:

WORK IN WASHINGTON COUNTY **76%**  
WORK OUTSIDE WASHINGTON COUNTY **15%**  
WORK OUTSIDE OF RI **9%**

### GRADUATED FROM HIGH SCHOOL IN FOUR YEARS.<sup>5</sup>



### ENROLLED IN POSTSECONDARY EDUCATION WITHIN ONE YEAR OF HIGH SCHOOL GRADUATION.<sup>5</sup>



### DATA SOURCES

<sup>1</sup> U.S. Census Bureau, 2018-2022 American Community Survey 5-Year Estimates

<sup>2</sup> R.I. Department of Labor and Training Local Area Unemployment Statistics for October 2023

<sup>3</sup> U.S. Department of Education's Office of Federal Student Aid

<sup>4</sup> R.I. Office of the Postsecondary Commissioner, 2022-2023 academic year data

<sup>5</sup> R.I. Department of Education (graduation rates and postsecondary enrollment is based on 2021-2022 public high school graduates)