



RI

Office of the
Postsecondary
Commissioner

Postsecondary Attainment Profile

COVENTRY, RI

TOWN SNAPSHOT		
	COVENTRY	RI
WORKING-AGE POPULATION (AGE 25 - 64) ¹	19,827	575,906
ATTAINMENT RATE: ASSOCIATE DEGREE OR HIGHER (AGE 25 YEARS & OVER) ¹	45%	45%
MEDIAN EARNINGS (AGE 25 YEARS & OVER) ¹	\$57,232	\$52,856
UNEMPLOYMENT RATE: (OCTOBER 2023) ²	3%	3%

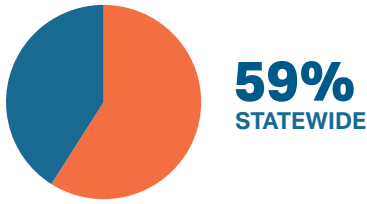
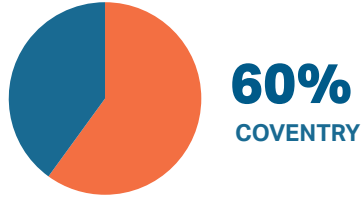
WORKING AGE POPULATION ¹ Age 25 and Over by Educational Attainment		
	COVENTRY	RI
NO HIGH SCHOOL DIPLOMA	7%	11%
HIGH SCHOOL & EQUIVALENT	30%	27%
SOME COLLEGE	19%	18%
ASSOCIATE	13%	8%
BACHELOR'S +	31%	36%

EDUCATION ATTAINMENT BY RACE/ETHNICITY ¹														
Coventry Population (Age 25 and Over) by Educational Attainment and Race														
	AM. IND/AK NATIVE		ASIAN		BLACK/ AFRICAN AMER.		NAT.HAW/ OTHER P.I.		SOME OTHER RACE		TWO OR MORE RACES		WHITE	
	C	RI	C	RI	C	RI	C	RI	C	RI	C	RI	C	RI
NO HIGH SCHOOL DIPLOMA	0%	27%	17%	12%	15%	14%	0%	8%	52%	34%	8%	17%	6%	8%
HS GRAD & EQUIVALENT	0%	27%	12%	17%	31%	31%	0%	32%	31%	30%	15%	33%	30%	26%
SOME COLLEGE OR ASSOCIATE DEGREE	0%	30%	5%	17%	54%	30%	0%	44%	13%	22%	47%	26%	32%	27%
BACHELOR'S +	100%	17%	66%	54%	0%	25%	0%	16%	4%	14%	30%	24%	31%	39%

HISPANIC/LATINX POPULATIONS ¹ Age 25 and Over by Educational Attainment		
	C	RI
NO HIGH SCHOOL DIPLOMA	25%	27%
HIGH SCHOOL & EQUIVALENT	18%	34%
SOME COLLEGE OR ASSOCIATE DEGREE	29%	23%
BACHELOR'S +	29%	16%

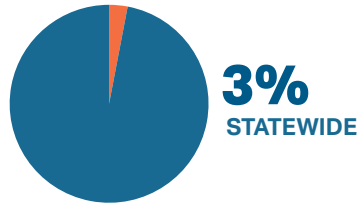
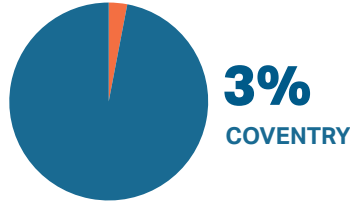
FAFSA COMPLETION RATES³

Through June 30, 2023



UNEMPLOYMENT RATES²

Through October, 2023



MEDIAN EARNINGS¹

Educational Attainment Age 25 and Over

	C	RI
NO HIGH SCHOOL DIPLOMA	\$46,076	\$33,759
HIGH SCHOOL & EQUIVALENT	\$47,143	\$41,968
SOME COLLEGE OR ASSOCIATE DEGREE	\$53,593	\$47,033
BACHELOR'S	\$68,787	\$66,011
GRADUATE/ PROFESSIONAL	\$90,919	\$86,889

POSTSECONDARY EDUCATION TRANSITION⁴

**5,853 RHODE ISLAND
HIGH SCHOOL STUDENTS**
ENROLLED IN A DUAL
AND/OR CONCURRENT COURSE.
OF THOSE,
**124 (2%) WERE
COVENTRY
STUDENTS.**

R.I. STATE SCHOLARSHIPS⁴

\$9,438,481
IN SCHOLARSHIPS WERE AWARDED TO
7,167
STUDENTS
248
OF WHOM WERE COVENTRY RESIDENTS.
\$1,317
WAS THE AVERAGE AWARD

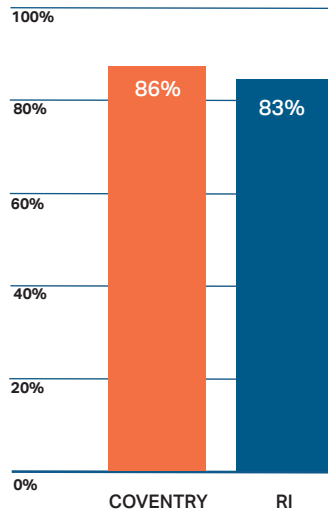
WORK COMMUTES¹

Workers 16+ (n=18,755)

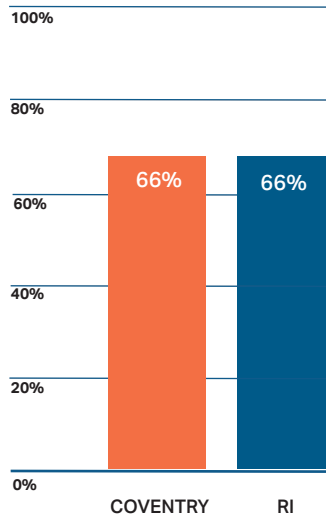
**COVENTRY
RESIDENTS WHO:**

WORK IN KENT COUNTY	52%
WORK OUTSIDE KENT COUNTY	41%
WORK OUTSIDE OF RI	7%

GRADUATED FROM HIGH SCHOOL IN FOUR YEARS.⁵



ENROLLED IN POSTSECONDARY EDUCATION WITHIN ONE YEAR OF HIGH SCHOOL GRADUATION.⁵



DATA SOURCES

¹ U.S. Census Bureau, 2018-2022 American Community Survey 5-Year Estimates

² R.I. Department of Labor and Training Local Area Unemployment Statistics for October 2023

³ U.S. Department of Education's Office of Federal Student Aid

⁴ R.I. Office of the Postsecondary Commissioner, 2022-2023 academic year data

⁵ R.I. Department of Education (graduation rates and postsecondary enrollment is based on 2021-2022 public high school graduates)