



RI

Office of the Postsecondary Commissioner

Postsecondary Attainment Profile

CRANSTON, RI

CITY SNAPSHOT		
	CRANSTON	RI
WORKING-AGE POPULATION (AGE 25 - 64) ¹	46,212	575,906
ATTAINMENT RATE: ASSOCIATE DEGREE OR HIGHER (AGE 25 YEARS & OVER) ¹	44%	45%
MEDIAN EARNINGS (AGE 25 YEARS & OVER) ¹	\$55,694	\$52,856
UNEMPLOYMENT RATE: (OCTOBER 2023) ²	3%	3%

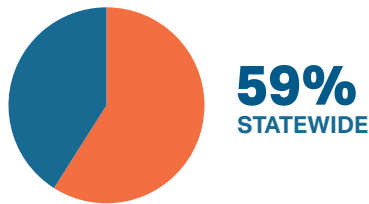
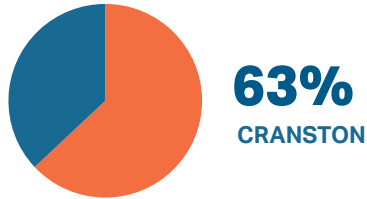
WORKING AGE POPULATION ¹ Age 25 and Over by Educational Attainment		
	CRANSTON	RI
NO HIGH SCHOOL DIPLOMA	10%	11%
HIGH SCHOOL & EQUIVALENT	26%	27%
SOME COLLEGE	20%	18%
ASSOCIATE	10%	8%
BACHELOR'S +	34%	36%

EDUCATION ATTAINMENT BY RACE/ETHNICITY ¹ Cranston Population (Age 25 and Over) by Educational Attainment and Race														
	AM. IND/AK NATIVE		ASIAN		BLACK/ AFRICAN AMER.		NAT.HAW/ OTHER P.I.		SOME OTHER RACE		TWO OR MORE RACES		WHITE	
	C	RI	C	RI	C	RI	C	RI	C	RI	C	RI	C	RI
NO HIGH SCHOOL DIPLOMA	15%	27%	12%	12%	11%	14%	0%	8%	25%	34%	22%	17%	8%	8%
HS GRAD & EQUIVALENT	14%	27%	17%	17%	24%	31%	44%	32%	28%	30%	29%	33%	27%	26%
SOME COLLEGE OR ASSOCIATE DEGREE	32%	30%	25%	17%	44%	30%	33%	44%	33%	22%	28%	26%	29%	27%
BACHELOR'S +	39%	17%	46%	54%	20%	25%	23%	16%	14%	14%	21%	24%	36%	39%

HISPANIC/LATINX POPULATIONS ¹ Age 25 and Over by Educational Attainment		
	C	RI
NO HIGH SCHOOL DIPLOMA	25%	27%
HIGH SCHOOL & EQUIVALENT	26%	34%
SOME COLLEGE OR ASSOCIATE DEGREE	32%	23%
BACHELOR'S +	16%	16%

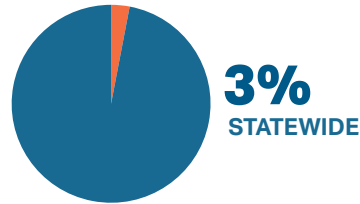
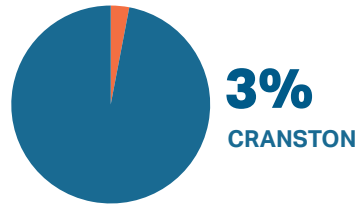
FAFSA COMPLETION RATES³

Through June 30, 2023



UNEMPLOYMENT RATES²

Through October, 2023



MEDIAN EARNINGS¹

Educational Attainment Age 25 and Over

	C	RI
NO HIGH SCHOOL DIPLOMA	\$29,950	\$33,759
HIGH SCHOOL & EQUIVALENT	\$42,093	\$41,968
SOME COLLEGE OR ASSOCIATE DEGREE	\$46,959	\$47,033
BACHELOR'S	\$68,860	\$66,011
GRADUATE/ PROFESSIONAL	\$86,669	\$86,889

POSTSECONDARY EDUCATION TRANSITION⁴

**5,853 RHODE ISLAND
PUBLIC HIGH SCHOOL STUDENTS**
ENROLLED IN A DUAL
AND/OR CONCURRENT COURSE.
OF THOSE,
**429 (7%) WERE
CRANSTON
STUDENTS.**

R.I. STATE SCHOLARSHIPS⁴

\$9,438,481
IN SCHOLARSHIPS WERE AWARDED TO
7,167
STUDENTS
742
OF WHOM WERE CRANSTON RESIDENTS.
\$1,317
WAS THE AVERAGE AWARD

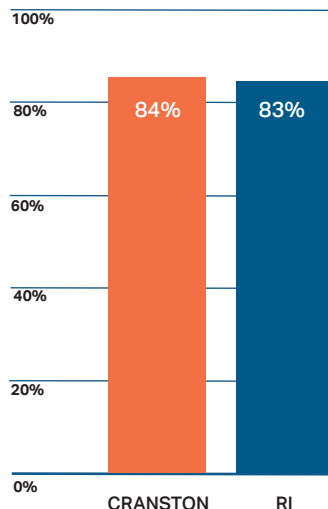
WORK COMMUTES¹

Workers 16+ (n=40,734)

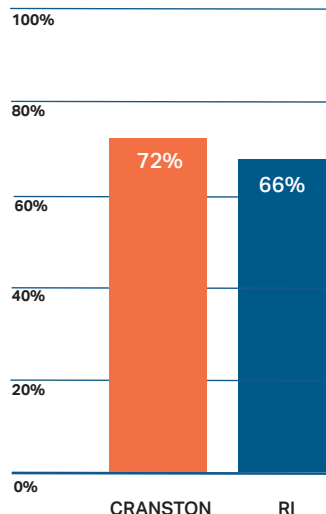
CRANSTON RESIDENTS WHO:

WORK IN PROVIDENCE COUNTY **69%**
WORK OUTSIDE PROVIDENCE COUNTY **22%**
WORK OUTSIDE OF RI **9%**

GRADUATED FROM HIGH SCHOOL IN FOUR YEARS.⁵



ENROLLED IN POSTSECONDARY EDUCATION WITHIN ONE YEAR OF HIGH SCHOOL GRADUATION.⁵



DATA SOURCES

¹ U.S. Census Bureau, 2018-2022 American Community Survey 5-Year Estimates

² R.I. Department of Labor and Training Local Area Unemployment Statistics for October 2023

³ U.S. Department of Education's Office of Federal Student Aid

⁴ R.I. Office of the Postsecondary Commissioner, 2022-2023 academic year data

⁵ R.I. Department of Education (graduation rates and postsecondary enrollment is based on 2021-2022 public high school graduates)