



RI

Office of the Postsecondary Commissioner

Postsecondary Attainment Profile

CUMBERLAND, RI

TOWN SNAPSHOT		
	CUMBERLAND	RI
WORKING-AGE POPULATION (AGE 25 - 64) ¹	19,951	575,906
ATTAINMENT RATE: ASSOCIATE DEGREE OR HIGHER (AGE 25 YEARS & OVER) ¹	49%	45%
MEDIAN EARNINGS (AGE 25 YEARS & OVER) ¹	\$65,850	\$52,856
UNEMPLOYMENT RATE: (OCTOBER 2023) ²	2%	3%

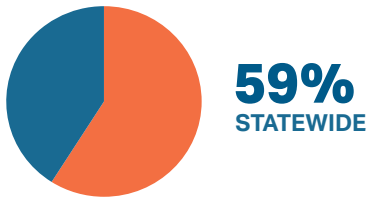
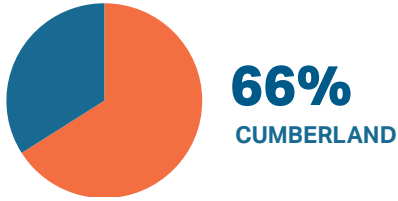
WORKING AGE POPULATION ¹ Age 25 and Over by Educational Attainment		
	CUMBERLAND	RI
NO HIGH SCHOOL DIPLOMA	10%	11%
HIGH SCHOOL & EQUIVALENT	21%	27%
SOME COLLEGE	20%	18%
ASSOCIATE	9%	8%
BACHELOR'S +	41%	36%

EDUCATION ATTAINMENT BY RACE/ETHNICITY ¹														
Cumberland Population (Age 25 and Over) by Educational Attainment and Race														
	AM. IND/AK NATIVE		ASIAN		BLACK/ AFRICAN AMER.		NAT.HAW/ OTHER P.I.		SOME OTHER RACE		TWO OR MORE RACES		WHITE	
	C	RI	C	RI	C	RI	C	RI	C	RI	C	RI	C	RI
NO HIGH SCHOOL DIPLOMA	0%	27%	5%	12%	3%	14%	0%	8%	33%	34%	6%	17%	9%	8%
HS GRAD & EQUIVALENT	100%	27%	2%	17%	16%	31%	0%	32%	17%	30%	46%	33%	21%	26%
SOME COLLEGE OR ASSOCIATE DEGREE	0%	30%	10%	17%	30%	30%	0%	44%	24%	22%	21%	26%	30%	27%
BACHELOR'S +	0%	17%	83%	54%	51%	25%	0%	16%	26%	14%	28%	24%	40%	39%

HISPANIC/LATINX POPULATIONS ¹ Age 25 and Over by Educational Attainment		
	C	RI
NO HIGH SCHOOL DIPLOMA	21%	27%
HIGH SCHOOL & EQUIVALENT	16%	34%
SOME COLLEGE OR ASSOCIATE DEGREE	29%	23%
BACHELOR'S +	35%	16%

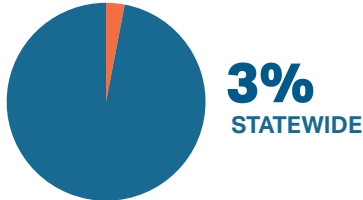
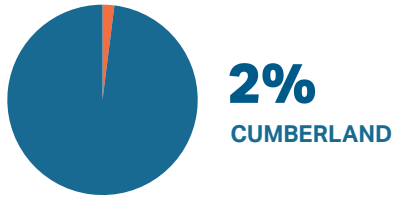
FAFSA COMPLETION RATES³

Through June 30, 2023



UNEMPLOYMENT RATES²

Through October, 2023



MEDIAN EARNINGS¹

Educational Attainment Age 25 and Over

	C	RI
NO HIGH SCHOOL DIPLOMA	\$41,237	\$33,759
HIGH SCHOOL & EQUIVALENT	\$58,122	\$41,968
SOME COLLEGE OR ASSOCIATE DEGREE	\$56,137	\$47,033
BACHELOR'S	\$71,667	\$66,011
GRADUATE/ PROFESSIONAL	\$92,609	\$86,889

POSTSECONDARY EDUCATION TRANSITION⁴

**5,853 RHODE ISLAND
PUBLIC HIGH SCHOOL STUDENTS**
ENROLLED IN A DUAL
AND/OR CONCURRENT COURSE.
OF THOSE,
**151 (3%) WERE
CUMBERLAND
STUDENTS.**

R.I. STATE SCHOLARSHIPS⁴

\$9,438,481
IN SCHOLARSHIPS WERE AWARDED TO
7,167
STUDENTS
175
OF WHOM WERE CUMBERLAND RESIDENTS.
\$1,317
WAS THE AVERAGE AWARD

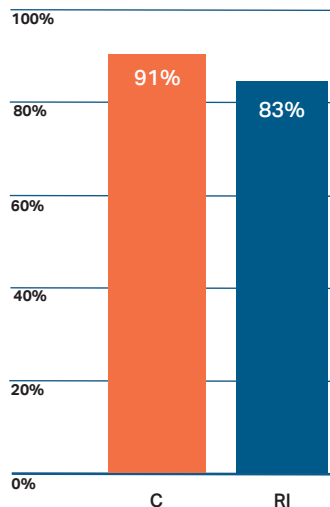
WORK COMMUTES¹

Workers 16+ (n=19,915)

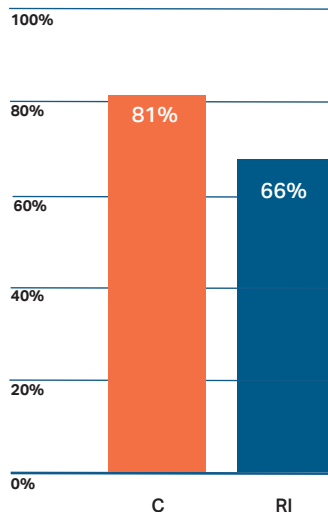
CUMBERLAND RESIDENTS WHO:

WORK IN PROVIDENCE COUNTY **69%**
WORK OUTSIDE PROVIDENCE COUNTY **5%**
WORK OUTSIDE OF RI **26%**

GRADUATED FROM HIGH SCHOOL IN FOUR YEARS.⁵



ENROLLED IN POSTSECONDARY EDUCATION WITHIN ONE YEAR OF HIGH SCHOOL GRADUATION.⁵



DATA SOURCES

¹ U.S. Census Bureau, 2018-2022 American Community Survey 5-Year Estimates

² R.I. Department of Labor and Training Local Area Unemployment Statistics for October 2023

³ U.S. Department of Education's Office of Federal Student Aid

⁴ R.I. Office of the Postsecondary Commissioner, 2022-2023 academic year data

⁵ R.I. Department of Education (graduation rates and postsecondary enrollment is based on 2021-2022 public high school graduates)