



RI

Office of the Postsecondary Commissioner

Postsecondary Attainment Profile

EAST GREENWICH, RI

TOWN SNAPSHOT		
	EAST GREENWICH	RI
WORKING-AGE POPULATION (AGE 25 - 64) ¹	7,683	575,906
ATTAINMENT RATE: ASSOCIATE DEGREE OR HIGHER (AGE 25 YEARS & OVER) ¹	70%	45%
MEDIAN EARNINGS (AGE 25 YEARS & OVER) ¹	\$92,361	\$52,856
UNEMPLOYMENT RATE: (OCTOBER 2023) ²	3%	3%

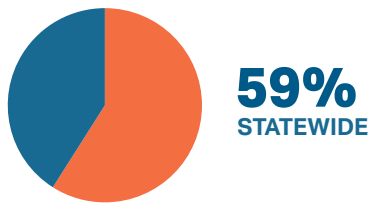
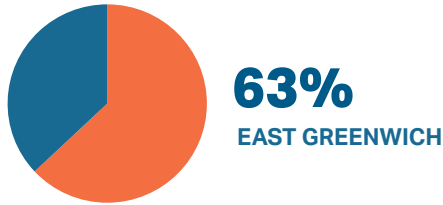
WORKING AGE POPULATION ¹ Age 25 and Over by Educational Attainment		
	EAST GREENWICH	RI
NO HIGH SCHOOL DIPLOMA	3%	11%
HIGH SCHOOL & EQUIVALENT	12%	27%
SOME COLLEGE	15%	18%
ASSOCIATE	4%	8%
BACHELOR'S +	66%	36%

EDUCATION ATTAINMENT BY RACE/ETHNICITY ¹ East Greenwich Population (Age 25 and Over) by Educational Attainment and Race														
	AM. IND/AK NATIVE		ASIAN		BLACK/ AFRICAN AMER.		NAT.HAW/ OTHER P.I.		SOME OTHER RACE		TWO OR MORE RACES		WHITE	
	EG	RI	EG	RI	EG	RI	EG	RI	EG	RI	EG	RI	EG	RI
NO HIGH SCHOOL DIPLOMA	20%	27%	2%	12%	3%	14%	0%	8%	0%	34%	3%	17%	3%	8%
HS GRAD & EQUIVALENT	80%	27%	4%	17%	0%	31%	0%	32%	9%	30%	5%	33%	13%	26%
SOME COLLEGE OR ASSOCIATE DEGREE	0%	30%	24%	17%	28%	30%	0%	44%	64%	22%	35%	26%	17%	27%
BACHELOR'S +	0%	17%	70%	54%	70%	25%	0%	16%	26%	14%	57%	24%	67%	39%

HISPANIC/LATINX POPULATIONS ¹ Age 25 and Over by Educational Attainment		
	EG	RI
NO HIGH SCHOOL DIPLOMA	2%	27%
HIGH SCHOOL & EQUIVALENT	7%	34%
SOME COLLEGE OR ASSOCIATE DEGREE	30%	23%
BACHELOR'S +	61%	16%

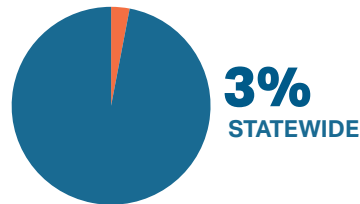
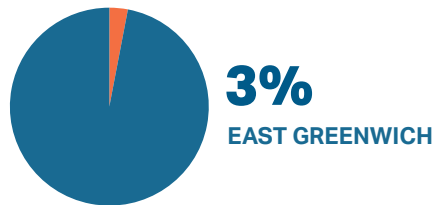
FAFSA COMPLETION RATES³

Through June 30, 2023



UNEMPLOYMENT RATES²

Through October, 2023



MEDIAN EARNINGS¹

Educational Attainment Age 25 and Over

	EG	RI
NO HIGH SCHOOL DIPLOMA	\$51,442	\$33,759
HIGH SCHOOL & EQUIVALENT	\$30,758	\$41,968
SOME COLLEGE OR ASSOCIATE DEGREE	\$64,570	\$47,033
BACHELOR'S	\$92,218	\$66,011
GRADUATE/ PROFESSIONAL	\$133,077	\$86,889

POSTSECONDARY EDUCATION TRANSITION⁴

**5,853 RHODE ISLAND
PUBLIC HIGH SCHOOL STUDENTS**
ENROLLED IN A DUAL
AND/OR CONCURRENT COURSE.
OF THOSE,
**182 (3%) WERE
EAST GREENWICH
STUDENTS.**

R.I. STATE SCHOLARSHIPS⁴

\$9,438,481
IN SCHOLARSHIPS WERE AWARDED TO
7,167
STUDENTS
65
OF WHOM WERE EAST GREENWICH RESIDENTS.
\$1,317
WAS THE AVERAGE AWARD

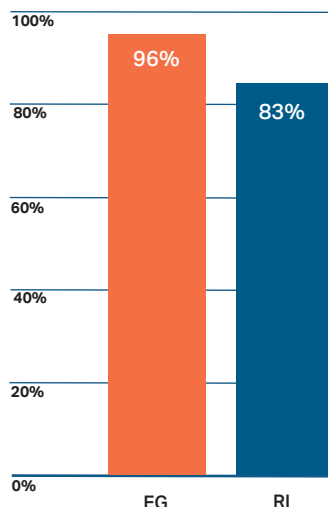
WORK COMMUTES¹

Workers 16+ (n=7,227)

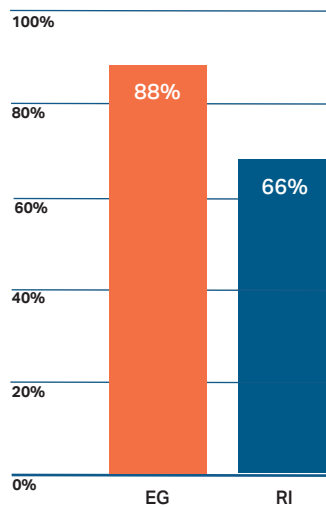
**EAST GREENWICH
RESIDENTS WHO:**

WORK IN KENT COUNTY	41%
WORK OUTSIDE KENT COUNTY	52%
WORK OUTSIDE OF RI	7%

GRADUATED FROM HIGH SCHOOL IN FOUR YEARS.⁵



ENROLLED IN POSTSECONDARY EDUCATION WITHIN ONE YEAR OF HIGH SCHOOL GRADUATION.⁵



DATA SOURCES

¹ U.S. Census Bureau, 2018-2022 American Community Survey 5-Year Estimates

² R.I. Department of Labor and Training Local Area Unemployment Statistics for October 2023

³ U.S. Department of Education's Office of Federal Student Aid

⁴ R.I. Office of the Postsecondary Commissioner, 2022-2023 academic year data

⁵ R.I. Department of Education (graduation rates and postsecondary enrollment is based on 2021-2022 public high school graduates)