



RI

Office of the
Postsecondary
Commissioner

Postsecondary Attainment Profile

EAST PROVIDENCE, RI

CITY SNAPSHOT		
	EAST PROVIDENCE	RI
WORKING-AGE POPULATION (AGE 25 - 64) ¹	26,141	575,906
ATTAINMENT RATE: ASSOCIATE DEGREE OR HIGHER (AGE 25 YEARS & OVER) ¹	40%	45%
MEDIAN EARNINGS (AGE 25 YEARS & OVER) ¹	\$52,453	\$52,856
UNEMPLOYMENT RATE: (OCTOBER 2023) ²	3%	3%

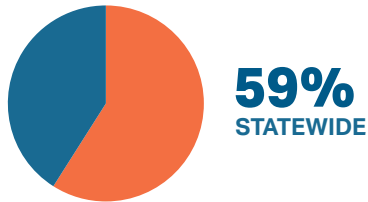
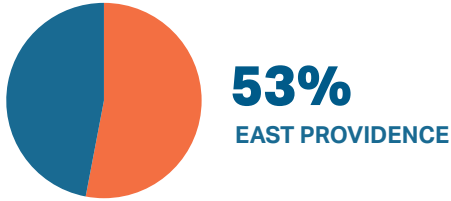
WORKING AGE POPULATION ¹ Age 25 and Over by Educational Attainment		
	EAST PROVIDENCE	RI
NO HIGH SCHOOL DIPLOMA	14%	11%
HIGH SCHOOL & EQUIVALENT	29%	27%
SOME COLLEGE	18%	18%
ASSOCIATE	8%	8%
BACHELOR'S +	31%	36%

EDUCATION ATTAINMENT BY RACE/ETHNICITY ¹ East Providence Population (Age 25 and Over) by Educational Attainment and Race														
	AM. IND/AK NATIVE		ASIAN		BLACK/ AFRICAN AMER.		NAT.HAW/ OTHER P.I.		SOME OTHER RACE		TWO OR MORE RACES		WHITE	
	EP	RI	EP	RI	EP	RI	EP	RI	EP	RI	EP	RI	EP	RI
NO HIGH SCHOOL DIPLOMA	73%	27%	12%	12%	10%	14%	0%	8%	29%	34%	15%	17%	13%	8%
HS GRAD & EQUIVALENT	4%	27%	6%	17%	34%	31%	0%	32%	33%	30%	29%	33%	30%	26%
SOME COLLEGE OR ASSOCIATE DEGREE	13%	30%	18%	17%	27%	30%	0%	44%	16%	22%	27%	26%	27%	27%
BACHELOR'S +	11%	17%	64%	54%	30%	25%	100%	16%	23%	14%	30%	24%	31%	39%

HISPANIC/LATINX POPULATIONS ¹ Age 25 and Over by Educational Attainment		
	EP	RI
NO HIGH SCHOOL DIPLOMA	16%	27%
HIGH SCHOOL & EQUIVALENT	32%	34%
SOME COLLEGE OR ASSOCIATE DEGREE	20%	23%
BACHELOR'S +	31%	16%

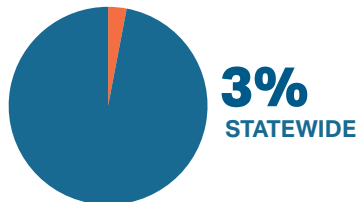
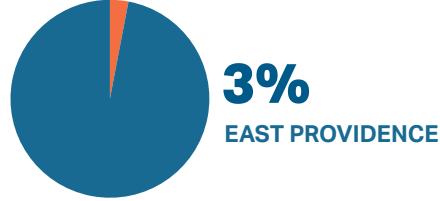
FAFSA COMPLETION RATES³

Through June 30, 2023



UNEMPLOYMENT RATES²

Through October, 2023



MEDIAN EARNINGS¹

Educational Attainment Age 25 and Over

	EP	RI
NO HIGH SCHOOL DIPLOMA	\$40,139	\$33,759
HIGH SCHOOL & EQUIVALENT	\$43,406	\$41,968
SOME COLLEGE OR ASSOCIATE DEGREE	\$48,197	\$47,033
BACHELOR'S	\$68,399	\$66,011
GRADUATE/ PROFESSIONAL	\$78,352	\$86,889

POSTSECONDARY EDUCATION TRANSITION⁴

5,853 RHODE ISLAND PUBLIC HIGH SCHOOL STUDENTS ENROLLED IN A DUAL AND/OR CONCURRENT COURSE. OF THOSE, **289 (5%)** WERE **EAST PROVIDENCE STUDENTS.**

R.I. STATE SCHOLARSHIPS⁴

\$9,438,481 IN SCHOLARSHIPS WERE AWARDED TO **7,167** STUDENTS **267** OF WHOM WERE EAST PROVIDENCE RESIDENTS. **\$1,317** WAS THE AVERAGE AWARD

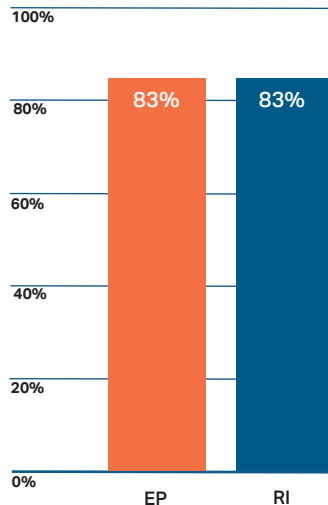
WORK COMMUTES¹

Workers 16+ (n=23,765)

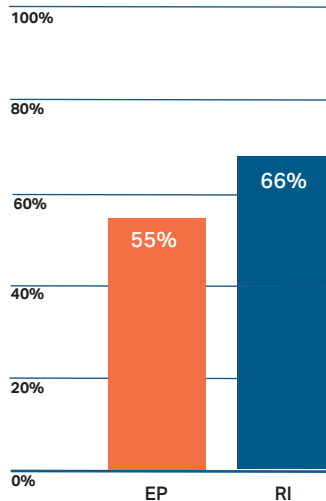
EAST PROVIDENCE RESIDENTS WHO:

WORK IN PROVIDENCE COUNTY **66%**
WORK OUTSIDE PROVIDENCE COUNTY **16%**
WORK OUTSIDE OF RI **18%**

GRADUATED FROM HIGH SCHOOL IN FOUR YEARS.⁵



ENROLLED IN POSTSECONDARY EDUCATION WITHIN ONE YEAR OF HIGH SCHOOL GRADUATION.⁵



DATA SOURCES

¹ U.S. Census Bureau, 2018-2022 American Community Survey 5-Year Estimates

² R.I. Department of Labor and Training Local Area Unemployment Statistics for October 2023

³ U.S. Department of Education's Office of Federal Student Aid

⁴ R.I. Office of the Postsecondary Commissioner, 2022-2023 academic year data

⁵ R.I. Department of Education (graduation rates and postsecondary enrollment is based on 2021-2022 public high school graduates)