



RI

Office of the
Postsecondary
Commissioner

Postsecondary Attainment Profile

EXETER, RI

| TOWN SNAPSHOT | | |
|---|----------|----------|
| | EXETER | RI |
| WORKING-AGE POPULATION (AGE 25 - 64) ¹ | 3,285 | 575,906 |
| ATTAINMENT RATE: ASSOCIATE DEGREE OR HIGHER (AGE 25 YEARS & OVER) ¹ | 57% | 45% |
| MEDIAN EARNINGS (AGE 25 YEARS & OVER) ¹ | \$52,611 | \$52,856 |
| UNEMPLOYMENT RATE: (OCTOBER 2023) ² | 2% | 3% |

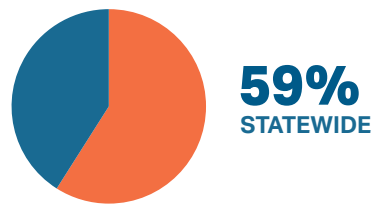
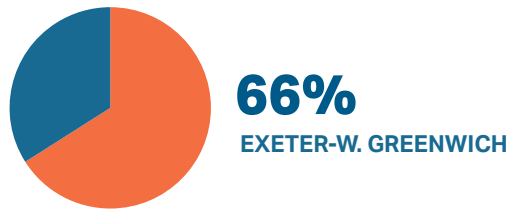
| WORKING AGE POPULATION ¹ Age 25 and Over by Educational Attainment | | |
|--|--------|-----|
| | EXETER | RI |
| NO HIGH SCHOOL DIPLOMA | 11% | 11% |
| HIGH SCHOOL & EQUIVALENT | 20% | 27% |
| SOME COLLEGE | 13% | 18% |
| ASSOCIATE | 7% | 8% |
| BACHELOR'S + | 50% | 36% |

| EDUCATION ATTAINMENT BY RACE/ETHNICITY ¹ Exeter Population (Age 25 and Over) by Educational Attainment and Race | | | | | | | | | | | | | | |
|---|----------------------|-----|-------|-----|----------------------------|-----|------------------------|-----|-----------------------|-----|-------------------------|-----|-------|-----|
| | AM. IND/AK NATIVE | | ASIAN | | BLACK/ AFRICAN AMER. | | NAT.HAW/ OTHER P.I. | | SOME OTHER RACE | | TWO OR MORE RACES | | WHITE | |
| | EX | RI | EX | RI | EX | RI | EX | RI | EX | RI | EX | RI | EX | RI |
| NO HIGH SCHOOL DIPLOMA | 0% | 27% | 0% | 12% | 0% | 14% | 0% | 8% | 0% | 34% | 0% | 17% | 12% | 8% |
| HS GRAD & EQUIVALENT | 0% | 27% | 0% | 17% | 100% | 31% | 0% | 32% | 0% | 30% | 0% | 33% | 20% | 26% |
| SOME COLLEGE OR ASSOCIATE DEGREE | 100% | 30% | 0% | 17% | 0% | 30% | 0% | 44% | 0% | 22% | 40% | 26% | 19% | 27% |
| BACHELOR'S + | 0% | 17% | 100% | 54% | 0% | 25% | 0% | 16% | 0% | 14% | 60% | 24% | 49% | 39% |

| HISPANIC/LATINX POPULATIONS ¹ Age 25 and Over by Educational Attainment | | |
|--|------|-----|
| | EX | RI |
| NO HIGH SCHOOL DIPLOMA | 0% | 27% |
| HIGH SCHOOL & EQUIVALENT | 0% | 34% |
| SOME COLLEGE OR ASSOCIATE DEGREE | 0% | 23% |
| BACHELOR'S + | 100% | 16% |

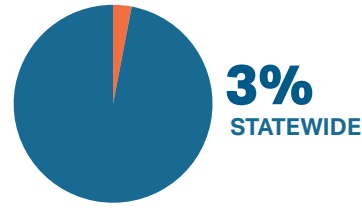
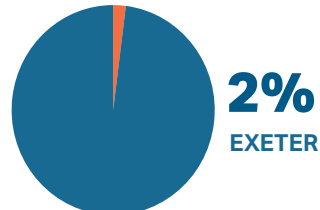
FAFSA COMPLETION RATES³

Through June 30, 2023



UNEMPLOYMENT RATES²

Through October, 2023



MEDIAN EARNINGS¹

Educational Attainment Age 25 and Over

| | EX | RI |
|----------------------------------|----------|----------|
| NO HIGH SCHOOL DIPLOMA | \$26,350 | \$33,759 |
| HIGH SCHOOL & EQUIVALENT | \$48,100 | \$41,968 |
| SOME COLLEGE OR ASSOCIATE DEGREE | \$37,037 | \$47,033 |
| BACHELOR'S | \$57,146 | \$66,011 |
| GRADUATE/ PROFESSIONAL | \$98,182 | \$86,889 |

POSTSECONDARY EDUCATION TRANSITION⁴

**5,853 RHODE ISLAND
PUBLIC HIGH SCHOOL STUDENTS**
ENROLLED IN A DUAL
AND/OR CONCURRENT COURSE.
OF THOSE,
**125 (2%) WERE
EXETER-WEST GREENWICH
STUDENTS.**

R.I. STATE SCHOLARSHIPS⁴

\$9,438,481
IN SCHOLARSHIPS WERE AWARDED TO
7,167
STUDENTS
39
OF WHOM WERE EXETER RESIDENTS.
\$1,317
WAS THE AVERAGE AWARD

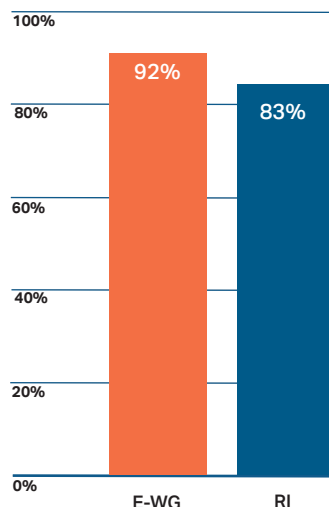
WORK COMMUTES¹

Workers 16+ (n=3,530)

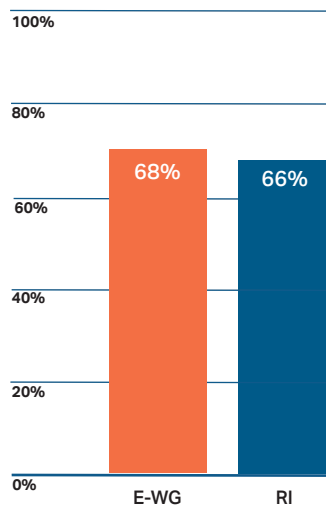
EXETER RESIDENTS WHO:

WORK IN WASHINGTON COUNTY **49%**
WORK OUTSIDE WASHINGTON COUNTY **48%**
WORK OUTSIDE OF RI **3%**

GRADUATED FROM HIGH SCHOOL IN FOUR YEARS.⁵



ENROLLED IN POSTSECONDARY EDUCATION WITHIN ONE YEAR OF HIGH SCHOOL GRADUATION.⁵



DATA SOURCES

¹ U.S. Census Bureau, 2018-2022 American Community Survey 5-Year Estimates

² R.I. Department of Labor and Training Local Area Unemployment Statistics for October 2023

³ U.S. Department of Education's Office of Federal Student Aid

⁴ R.I. Office of the Postsecondary Commissioner, 2022-2023 academic year data

⁵ R.I. Department of Education (graduation rates and postsecondary enrollment is based on 2021-2022 public high school graduates)