



RI

Office of the Postsecondary Commissioner

Postsecondary Attainment Profile

FOSTER, RI

TOWN SNAPSHOT		
	FOSTER	RI
WORKING-AGE POPULATION (AGE 25 - 64) ¹	2,404	575,906
ATTAINMENT RATE: ASSOCIATE DEGREE OR HIGHER (AGE 25 YEARS & OVER) ¹	48%	45%
MEDIAN EARNINGS (AGE 25 YEARS & OVER) ¹	\$53,908	\$52,856
UNEMPLOYMENT RATE: (OCTOBER 2023) ²	3%	3%

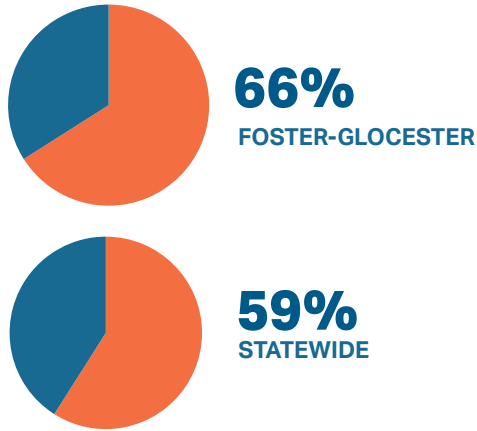
WORKING AGE POPULATION ¹ Age 25 and Over by Educational Attainment		
	FOSTER	RI
NO HIGH SCHOOL DIPLOMA	7%	11%
HIGH SCHOOL & EQUIVALENT	27%	27%
SOME COLLEGE	17%	18%
ASSOCIATE	11%	8%
BACHELOR'S +	37%	36%

EDUCATION ATTAINMENT BY RACE/ETHNICITY ¹ Foster Population (Age 25 and Over) by Educational Attainment and Race														
	AM. IND/AK NATIVE		ASIAN		BLACK/ AFRICAN AMER.		NAT.HAW/ OTHER P.I.		SOME OTHER RACE		TWO OR MORE RACES		WHITE	
	F	RI	F	RI	F	RI	F	RI	F	RI	F	RI	F	RI
NO HIGH SCHOOL DIPLOMA	0%	27%	0%	12%	0%	14%	0%	8%	0%	34%	0%	17%	8%	8%
HS GRAD & EQUIVALENT	0%	27%	0%	17%	0%	31%	0%	32%	0%	30%	18%	33%	28%	26%
SOME COLLEGE OR ASSOCIATE DEGREE	0%	30%	100%	17%	100%	30%	0%	44%	0%	22%	27%	26%	27%	27%
BACHELOR'S +	0%	17%	0%	54%	0%	25%	0%	16%	0%	14%	56%	24%	36%	39%

HISPANIC/LATINX POPULATIONS ¹ Age 25 and Over by Educational Attainment		
	FOSTER	RI
NO HIGH SCHOOL DIPLOMA	0%	27%
HIGH SCHOOL & EQUIVALENT	0%	34%
SOME COLLEGE OR ASSOCIATE DEGREE	100%	23%
BACHELOR'S +	0%	16%

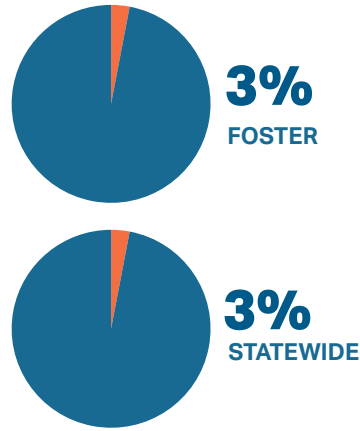
FAFSA COMPLETION RATES³

Through June 30, 2023



UNEMPLOYMENT RATES²

Through October, 2023



MEDIAN EARNINGS¹

Educational Attainment Age 25 and Over

	FOSTER	RI
NO HIGH SCHOOL DIPLOMA	\$53,250	\$33,759
HIGH SCHOOL & EQUIVALENT	\$29,473	\$41,968
SOME COLLEGE OR ASSOCIATE DEGREE	\$51,440	\$47,033
BACHELOR'S	\$74,524	\$66,011
GRADUATE/ PROFESSIONAL	\$92,937	\$86,889

POSTSECONDARY EDUCATION TRANSITION⁴

5,853 RHODE ISLAND PUBLIC HIGH SCHOOL STUDENTS ENROLLED IN A DUAL AND/OR CONCURRENT COURSE. OF THOSE, **174 (3%)** WERE **FOSTER-GLOCESTER STUDENTS.**

R.I. STATE SCHOLARSHIPS⁴

\$9,438,481 IN SCHOLARSHIPS WERE AWARDED TO **7,167** STUDENTS. **23** OF WHOM WERE FOSTER RESIDENTS. **\$1,317** WAS THE AVERAGE AWARD

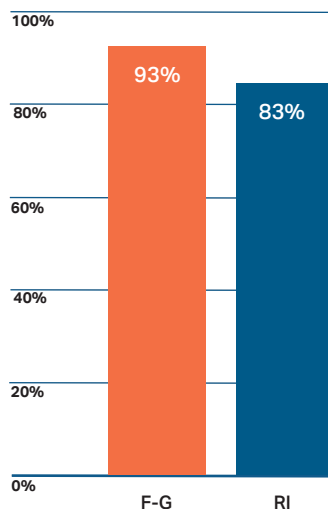
WORK COMMUTES¹

Workers 16+ (n=2,471)

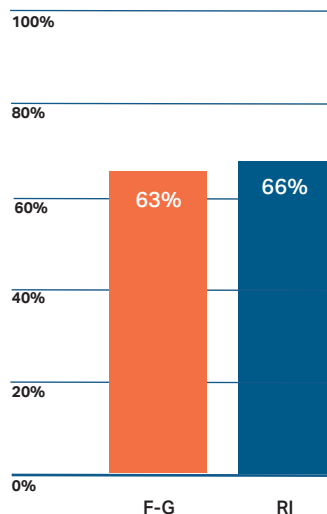
FOSTER RESIDENTS WHO:

WORK IN PROVIDENCE COUNTY **84%**
WORK OUTSIDE PROVIDENCE COUNTY **9%**
WORK OUTSIDE OF RI **7%**

GRADUATED FROM HIGH SCHOOL IN FOUR YEARS.⁵



ENROLLED IN POSTSECONDARY EDUCATION WITHIN ONE YEAR OF HIGH SCHOOL GRADUATION.⁵



DATA SOURCES

¹ U.S. Census Bureau, 2018-2022 American Community Survey 5-Year Estimates

² R.I. Department of Labor and Training Local Area Unemployment Statistics for October 2023

³ U.S. Department of Education's Office of Federal Student Aid

⁴ R.I. Office of the Postsecondary Commissioner, 2022-2023 academic year data

⁵ R.I. Department of Education (graduation rates and postsecondary enrollment is based on 2021-2022 public high school graduates)