



RI

Office of the Postsecondary Commissioner

Postsecondary Attainment Profile

GLOCESTER, RI

TOWN SNAPSHOT		
	GLOCESTER	RI
WORKING-AGE POPULATION (AGE 25 - 64) ¹	5,457	575,906
ATTAINMENT RATE: ASSOCIATE DEGREE OR HIGHER (AGE 25 YEARS & OVER) ¹	47%	45%
MEDIAN EARNINGS (AGE 25 YEARS & OVER) ¹	\$62,869	\$52,856
UNEMPLOYMENT RATE: (OCTOBER 2023) ²	2%	3%

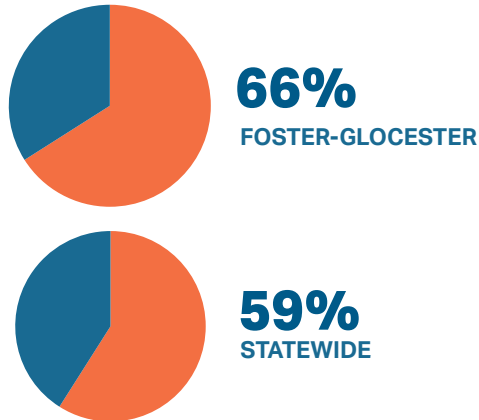
WORKING AGE POPULATION ¹ Age 25 and Over by Educational Attainment		
	GLOCESTER	RI
NO HIGH SCHOOL DIPLOMA	4%	11%
HIGH SCHOOL & EQUIVALENT	29%	27%
SOME COLLEGE	19%	18%
ASSOCIATE	14%	8%
BACHELOR'S +	33%	36%

EDUCATION ATTAINMENT BY RACE/ETHNICITY ¹														
Glocester Population (Age 25 and Over) by Educational Attainment and Race														
	AM. IND/AK NATIVE		ASIAN		BLACK/ AFRICAN AMER.		NAT.HAW/ OTHER P.I.		SOME OTHER RACE		TWO OR MORE RACES		WHITE	
	G	RI	G	RI	G	RI	G	RI	G	RI	G	RI	G	RI
NO HIGH SCHOOL DIPLOMA	0%	27%	0%	12%	0%	14%	0%	8%	0%	34%	38%	17%	4%	8%
HS GRAD & EQUIVALENT	100%	27%	0%	17%	0%	31%	0%	32%	0%	30%	10%	33%	30%	26%
SOME COLLEGE OR ASSOCIATE DEGREE	0%	30%	42%	17%	0%	30%	0%	44%	100%	22%	11%	26%	33%	27%
BACHELOR'S +	0%	17%	58%	54%	0%	25%	0%	16%	0%	14%	42%	24%	33%	39%

HISPANIC/LATINX POPULATIONS ¹ Age 25 and Over by Educational Attainment		
	G	RI
NO HIGH SCHOOL DIPLOMA	0%	27%
HIGH SCHOOL & EQUIVALENT	0%	34%
SOME COLLEGE OR ASSOCIATE DEGREE	100%	23%
BACHELOR'S +	0%	16%

FAFSA COMPLETION RATES³

Through June 30, 2023



UNEMPLOYMENT RATES²

Through October, 2023



MEDIAN EARNINGS¹

Educational Attainment Age 25 and Over

	G	RI
NO HIGH SCHOOL DIPLOMA	\$36,657	\$33,759
HIGH SCHOOL & EQUIVALENT	\$52,090	\$41,968
SOME COLLEGE OR ASSOCIATE DEGREE	\$58,943	\$47,033
BACHELOR'S	\$70,938	\$66,011
GRADUATE/ PROFESSIONAL	\$82,132	\$86,889

POSTSECONDARY EDUCATION TRANSITION⁴

**5,853 RHODE ISLAND
PUBLIC HIGH SCHOOL STUDENTS**
ENROLLED IN A DUAL
AND/OR CONCURRENT COURSE.
OF THOSE,
**174 (3%) WERE
FOSTER-GLOCESTER
STUDENTS.**

R.I. STATE SCHOLARSHIPS⁴

\$9,438,481
IN SCHOLARSHIPS WERE AWARDED TO
7,167
STUDENTS
35
OF WHOM WERE GLOCESTER RESIDENTS.
\$1,317
WAS THE AVERAGE AWARD

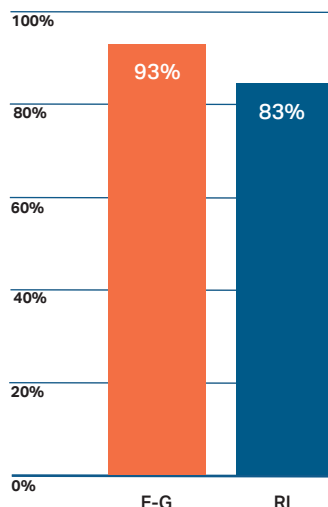
WORK COMMUTES¹

Workers 16+ (n=5,242)

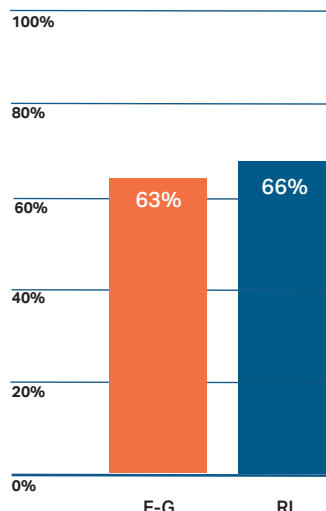
**GLOCESTER
RESIDENTS WHO:**

WORK IN PROVIDENCE COUNTY	80%
WORK OUTSIDE PROVIDENCE COUNTY	8%
WORK OUTSIDE OF RI	12%

GRADUATED FROM HIGH SCHOOL IN FOUR YEARS.⁵



ENROLLED IN POSTSECONDARY EDUCATION WITHIN ONE YEAR OF HIGH SCHOOL GRADUATION.⁵



DATA SOURCES

¹ U.S. Census Bureau, 2018-2022 American Community Survey 5-Year Estimates

² R.I. Department of Labor and Training Local Area Unemployment Statistics for October 2023

³ U.S. Department of Education's Office of Federal Student Aid

⁴ R.I. Office of the Postsecondary Commissioner, 2022-2023 academic year data

⁵ R.I. Department of Education (graduation rates and postsecondary enrollment is based on 2021-2022 public high school graduates)