



# RI

Office of the  
Postsecondary  
Commissioner

## Postsecondary Attainment Profile

### JOHNSTON, RI

TOWN SNAPSHOT		
	JOHNSTON	RI
WORKING-AGE POPULATION (AGE 25 - 64) <sup>1</sup>	15,835	575,906
ATTAINMENT RATE: ASSOCIATE DEGREE OR HIGHER (AGE 25 YEARS & OVER) <sup>1</sup>	33%	45%
MEDIAN EARNINGS (AGE 25 YEARS & OVER) <sup>1</sup>	\$56,139	\$52,856
UNEMPLOYMENT RATE: (OCTOBER 2023) <sup>2</sup>	3%	3%

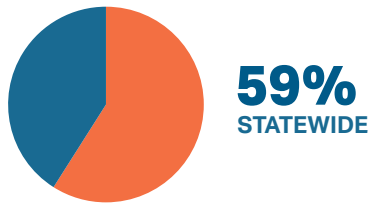
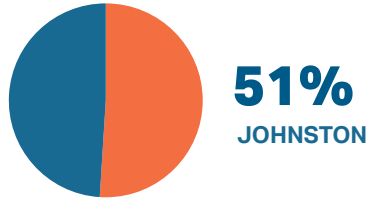
WORKING AGE POPULATION <sup>1</sup> Age 25 and Over by Educational Attainment		
	JOHNSTON	RI
NO HIGH SCHOOL DIPLOMA	8%	11%
HIGH SCHOOL & EQUIVALENT	35%	27%
SOME COLLEGE	24%	18%
ASSOCIATE	6%	8%
BACHELOR'S +	27%	36%

EDUCATION ATTAINMENT BY RACE/ETHNICITY <sup>1</sup>														
Johnston Population (Age 25 and Over) by Educational Attainment and Race														
	AM. IND/AK NATIVE		ASIAN		BLACK/ AFRICAN AMER.		NAT.HAW/ OTHER P.I.		SOME OTHER RACE		TWO OR MORE RACES		WHITE	
	J	RI	J	RI	J	RI	J	RI	J	RI	J	RI	J	RI
NO HIGH SCHOOL DIPLOMA	0%	27%	13%	12%	9%	14%	0%	8%	25%	34%	9%	17%	7%	8%
HS GRAD & EQUIVALENT	100%	27%	33%	17%	36%	31%	0%	32%	17%	30%	44%	33%	35%	26%
SOME COLLEGE OR ASSOCIATE DEGREE	0%	30%	33%	17%	30%	30%	0%	44%	39%	22%	32%	26%	29%	27%
BACHELOR'S +	0%	17%	21%	54%	25%	25%	0%	16%	19%	14%	15%	24%	28%	39%

HISPANIC/LATINX POPULATIONS <sup>1</sup> Age 25 and Over by Educational Attainment		
	J	RI
NO HIGH SCHOOL DIPLOMA	18%	27%
HIGH SCHOOL & EQUIVALENT	32%	34%
SOME COLLEGE OR ASSOCIATE DEGREE	28%	23%
BACHELOR'S +	22%	16%

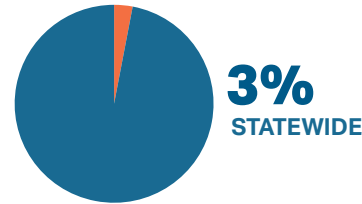
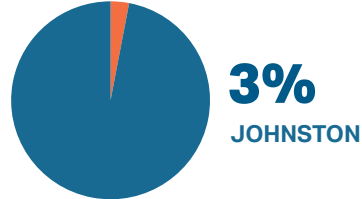
## FAFSA COMPLETION RATES<sup>3</sup>

Through June 30, 2023



## UNEMPLOYMENT RATES<sup>2</sup>

Through October, 2023



## MEDIAN EARNINGS<sup>1</sup>

Educational Attainment Age 25 and Over

	J	RI
NO HIGH SCHOOL DIPLOMA	\$45,208	\$33,759
HIGH SCHOOL & EQUIVALENT	\$47,901	\$41,968
SOME COLLEGE OR ASSOCIATE DEGREE	\$48,750	\$47,033
BACHELOR'S	\$68,929	\$66,011
GRADUATE/ PROFESSIONAL	\$81,152	\$86,889

## POSTSECONDARY EDUCATION TRANSITION<sup>4</sup>

**5,853 RHODE ISLAND  
PUBLIC HIGH SCHOOL STUDENTS**  
ENROLLED IN A DUAL  
AND/OR CONCURRENT COURSE.  
OF THOSE,  
**72 (1%) WERE  
JOHNSTON  
STUDENTS.**

## R.I. STATE SCHOLARSHIPS<sup>4</sup>

**\$9,438,481**  
IN SCHOLARSHIPS WERE AWARDED TO  
**7,167**  
STUDENTS  
**210**  
OF WHOM WERE JOHNSTON RESIDENTS.  
**\$1,317**  
WAS THE AVERAGE AWARD

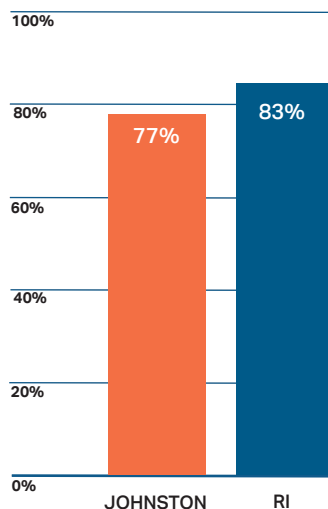
## WORK COMMUTES<sup>1</sup>

Workers 16+ (n=14,010)

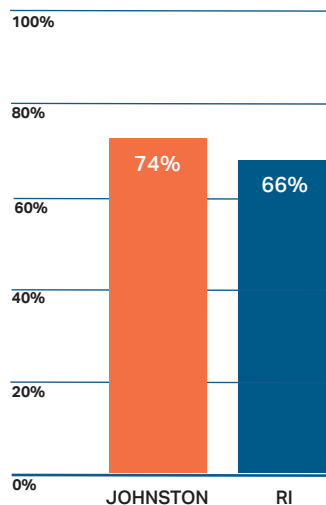
**JOHNSTON  
RESIDENTS WHO:**

WORK IN PROVIDENCE COUNTY	<b>75%</b>
WORK OUTSIDE PROVIDENCE COUNTY	<b>16%</b>
WORK OUTSIDE OF RI	<b>9%</b>

### GRADUATED FROM HIGH SCHOOL IN FOUR YEARS.<sup>5</sup>



### ENROLLED IN POSTSECONDARY EDUCATION WITHIN ONE YEAR OF HIGH SCHOOL GRADUATION.<sup>5</sup>



### DATA SOURCES

<sup>1</sup> U.S. Census Bureau, 2018-2022 American Community Survey 5-Year Estimates

<sup>2</sup> R.I. Department of Labor and Training Local Area Unemployment Statistics for October 2023

<sup>3</sup> U.S. Department of Education's Office of Federal Student Aid

<sup>4</sup> R.I. Office of the Postsecondary Commissioner, 2022-2023 academic year data

<sup>5</sup> R.I. Department of Education (graduation rates and postsecondary enrollment is based on 2021-2022 public high school graduates)