



# RI

## Office of the Postsecondary Commissioner

### Postsecondary Attainment Profile

#### LINCOLN, RI

TOWN SNAPSHOT		
	LINCOLN	RI
<b>WORKING-AGE POPULATION</b> (AGE 25 - 64) <sup>1</sup>	11,130	575,906
<b>ATTAINMENT RATE: ASSOCIATE DEGREE OR HIGHER</b> (AGE 25 YEARS & OVER) <sup>1</sup>	55%	45%
<b>MEDIAN EARNINGS</b> (AGE 25 YEARS & OVER) <sup>1</sup>	\$61,995	\$52,856
<b>UNEMPLOYMENT RATE:</b> (OCTOBER 2023) <sup>2</sup>	2%	3%

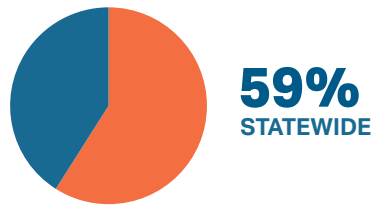
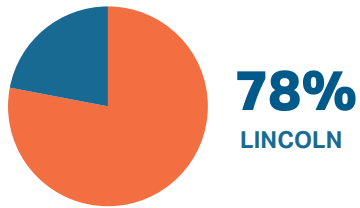
WORKING AGE POPULATION <sup>1</sup> Age 25 and Over by Educational Attainment		
	LINCOLN	RI
<b>NO HIGH SCHOOL DIPLOMA</b>	9%	11%
<b>HIGH SCHOOL &amp; EQUIVALENT</b>	22%	27%
<b>SOME COLLEGE</b>	14%	18%
<b>ASSOCIATE</b>	8%	8%
<b>BACHELOR'S +</b>	48%	36%

EDUCATION ATTAINMENT BY RACE/ETHNICITY <sup>1</sup> Lincoln Population (Age 25 and Over) by Educational Attainment and Race														
	AM. IND/AK NATIVE		ASIAN		BLACK/ AFRICAN AMER.		NAT.HAW/ OTHER P.I.		SOME OTHER RACE		TWO OR MORE RACES		WHITE	
	L	RI	L	RI	L	RI	L	RI	L	RI	L	RI	L	RI
<b>NO HIGH SCHOOL DIPLOMA</b>	100%	27%	2%	12%	15%	14%	0%	8%	6%	34%	10%	17%	10%	8%
<b>HS GRAD &amp; EQUIVALENT</b>	0%	27%	19%	17%	6%	31%	0%	32%	2%	30%	23%	33%	23%	26%
<b>SOME COLLEGE OR ASSOCIATE DEGREE</b>	0%	30%	5%	17%	35%	30%	0%	44%	33%	22%	30%	26%	21%	27%
<b>BACHELOR'S +</b>	0%	17%	73%	54%	44%	25%	0%	16%	58%	14%	37%	24%	46%	39%

HISPANIC/LATINX POPULATIONS <sup>1</sup> Age 25 and Over by Educational Attainment		
	L	RI
<b>NO HIGH SCHOOL DIPLOMA</b>	12%	27%
<b>HIGH SCHOOL &amp; EQUIVALENT</b>	22%	34%
<b>SOME COLLEGE OR ASSOCIATE DEGREE</b>	36%	23%
<b>BACHELOR'S +</b>	30%	16%

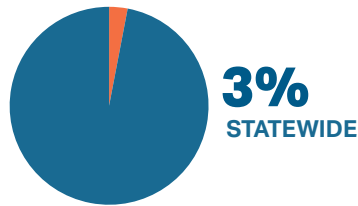
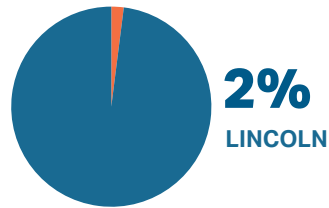
## FAFSA COMPLETION RATES<sup>3</sup>

Through June 30, 2023



## UNEMPLOYMENT RATES<sup>2</sup>

Through October, 2023



## MEDIAN EARNINGS<sup>1</sup>

Educational Attainment Age 25 and Over

	L	RI
NO HIGH SCHOOL DIPLOMA	\$41,485	\$33,759
HIGH SCHOOL & EQUIVALENT	\$40,068	\$41,968
SOME COLLEGE OR ASSOCIATE DEGREE	\$45,566	\$47,033
BACHELOR'S	\$79,005	\$66,011
GRADUATE/ PROFESSIONAL	\$89,117	\$86,889

## POSTSECONDARY EDUCATION TRANSITION<sup>4</sup>

**5,853 RHODE ISLAND  
PUBLIC HIGH SCHOOL STUDENTS**  
ENROLLED IN A DUAL  
AND/OR CONCURRENT COURSE.  
OF THOSE,  
**174 (3%) WERE  
LINCOLN  
STUDENTS.**

## R.I. STATE SCHOLARSHIPS<sup>4</sup>

**\$9,438,481**  
IN SCHOLARSHIPS WERE AWARDED TO  
**7,167**  
STUDENTS  
**148**  
OF WHOM WERE LINCOLN RESIDENTS.  
**\$1,317**  
WAS THE AVERAGE AWARD

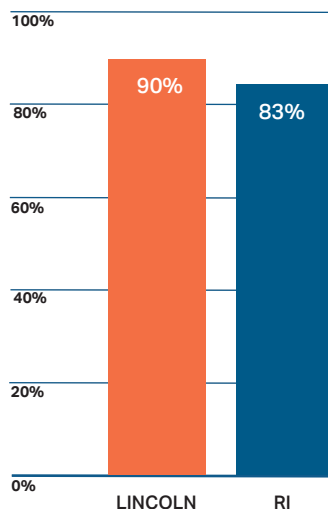
## WORK COMMUTES<sup>1</sup>

Workers 16+ (n=11,035)

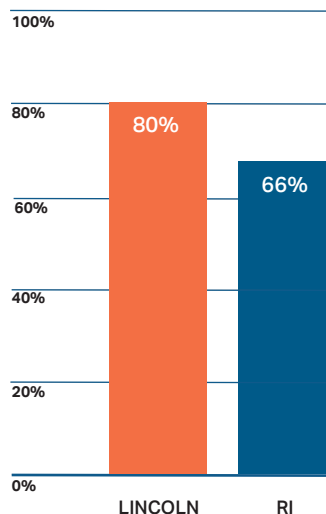
### LINCOLN RESIDENTS WHO:

WORK IN PROVIDENCE COUNTY **70%**  
WORK OUTSIDE PROVIDENCE COUNTY **9%**  
WORK OUTSIDE OF RI **21%**

### GRADUATED FROM HIGH SCHOOL IN FOUR YEARS.<sup>5</sup>



### ENROLLED IN POSTSECONDARY EDUCATION WITHIN ONE YEAR OF HIGH SCHOOL GRADUATION.<sup>5</sup>



### DATA SOURCES

<sup>1</sup> U.S. Census Bureau, 2018-2022 American Community Survey 5-Year Estimates

<sup>2</sup> R.I. Department of Labor and Training Local Area Unemployment Statistics for October 2023

<sup>3</sup> U.S. Department of Education's Office of Federal Student Aid

<sup>4</sup> R.I. Office of the Postsecondary Commissioner, 2022-2023 academic year data

<sup>5</sup> R.I. Department of Education (graduation rates and postsecondary enrollment is based on 2021-2022 public high school graduates)