



# RI

Office of the  
Postsecondary  
Commissioner

## Postsecondary Attainment Profile

### NARRAGANSETT, RI

TOWN SNAPSHOT		
	N	RI
WORKING-AGE POPULATION (AGE 25 - 64) <sup>1</sup>	5,986	575,906
ATTAINMENT RATE: ASSOCIATE DEGREE OR HIGHER (AGE 25 YEARS & OVER) <sup>1</sup>	67%	45%
MEDIAN EARNINGS (AGE 25 YEARS & OVER) <sup>1</sup>	\$62,797	\$52,856
UNEMPLOYMENT RATE: (OCTOBER 2023) <sup>2</sup>	2%	3%

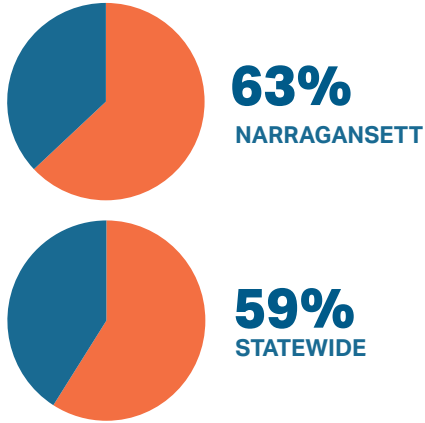
WORKING AGE POPULATION <sup>1</sup> Age 25 and Over by Educational Attainment		
	N	RI
NO HIGH SCHOOL DIPLOMA	3%	11%
HIGH SCHOOL & EQUIVALENT	15%	27%
SOME COLLEGE	14%	18%
ASSOCIATE	9%	8%
BACHELOR'S +	59%	36%

EDUCATION ATTAINMENT BY RACE/ETHNICITY <sup>1</sup> Narragansett Population (Age 25 and Over) by Educational Attainment and Race														
	AM. IND/AK NATIVE		ASIAN		BLACK/ AFRICAN AMER.		NAT.HAW/ OTHER P.I.		SOME OTHER RACE		TWO OR MORE RACES		WHITE	
	N	RI	N	RI	N	RI	N	RI	N	RI	N	RI	N	RI
NO HIGH SCHOOL DIPLOMA	38%	27%	0%	12%	0%	14%	0%	8%	19%	34%	0%	17%	3%	8%
HS GRAD & EQUIVALENT	63%	27%	0%	17%	40%	31%	0%	32%	24%	30%	29%	33%	14%	26%
SOME COLLEGE OR ASSOCIATE DEGREE	0%	30%	0%	17%	11%	30%	0%	44%	0%	22%	15%	26%	24%	27%
BACHELOR'S +	0%	17%	100%	54%	49%	25%	100%	16%	58%	14%	56%	24%	59%	39%

HISPANIC/LATINX POPULATIONS <sup>1</sup> Age 25 and Over by Educational Attainment		
	N	RI
NO HIGH SCHOOL DIPLOMA	5%	27%
HIGH SCHOOL & EQUIVALENT	41%	34%
SOME COLLEGE OR ASSOCIATE DEGREE	17%	23%
BACHELOR'S +	37%	16%

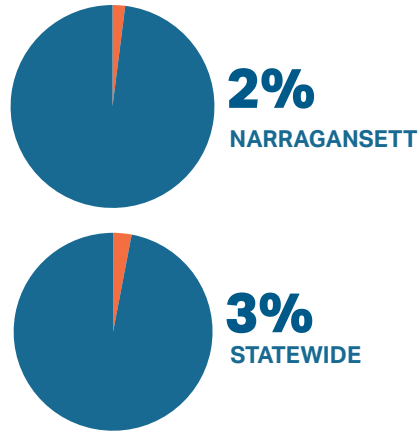
## FAFSA COMPLETION RATES<sup>3</sup>

Through June 30, 2023



## UNEMPLOYMENT RATES<sup>2</sup>

Through October, 2023



## MEDIAN EARNINGS<sup>1</sup>

Educational Attainment Age 25 and Over

	N	RI
NO HIGH SCHOOL DIPLOMA	\$41,750	\$33,759
HIGH SCHOOL & EQUIVALENT	\$46,976	\$41,968
SOME COLLEGE OR ASSOCIATE DEGREE	\$48,292	\$47,033
BACHELOR'S	\$58,906	\$66,011
GRADUATE/ PROFESSIONAL	\$85,977	\$86,889

## POSTSECONDARY EDUCATION TRANSITION<sup>4</sup>

**5,853 RHODE ISLAND  
PUBLIC HIGH SCHOOL STUDENTS**  
ENROLLED IN A DUAL  
AND/OR CONCURRENT COURSE.  
OF THOSE,  
**119 (2%) WERE  
NARRAGANSETT  
STUDENTS.**

## R.I. STATE SCHOLARSHIPS<sup>4</sup>

**\$9,438,481**  
IN SCHOLARSHIPS WERE AWARDED TO  
**7,167**  
STUDENTS  
**56**  
OF WHOM WERE NARRAGANSETT RESIDENTS.  
**\$1,317**  
WAS THE AVERAGE AWARD

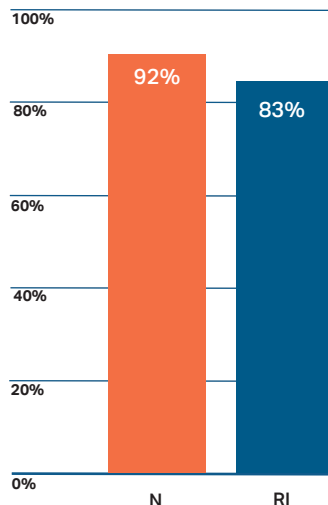
## WORK COMMUTES<sup>1</sup>

Workers 16+ (n=6,692)

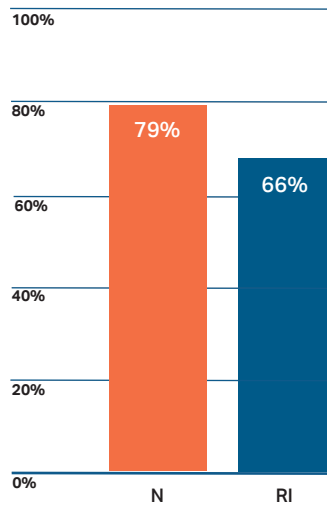
**NARRAGANSETT  
RESIDENTS WHO:**

WORK IN WASHINGTON COUNTY **69%**  
WORK OUTSIDE WASHINGTON COUNTY **27%**  
WORK OUTSIDE OF RI **4%**

### GRADUATED FROM HIGH SCHOOL IN FOUR YEARS.<sup>5</sup>



### ENROLLED IN POSTSECONDARY EDUCATION WITHIN ONE YEAR OF HIGH SCHOOL GRADUATION.<sup>5</sup>



### DATA SOURCES

<sup>1</sup> U.S. Census Bureau, 2018-2022 American Community Survey 5-Year Estimates

<sup>2</sup> R.I. Department of Labor and Training Local Area Unemployment Statistics for October 2023

<sup>3</sup> U.S. Department of Education's Office of Federal Student Aid

<sup>4</sup> R.I. Office of the Postsecondary Commissioner, 2022-2023 academic year data

<sup>5</sup> R.I. Department of Education (graduation rates and postsecondary enrollment is based on 2021-2022 public high school graduates)