



RI

Office of the
Postsecondary
Commissioner

Postsecondary Attainment Profile

NEWPORT, RI

CITY SNAPSHOT		
	NEWPORT	RI
WORKING-AGE POPULATION (AGE 25 - 64) ¹	12,478	575,906
ATTAINMENT RATE: ASSOCIATE DEGREE OR HIGHER (AGE 25 YEARS & OVER) ¹	57%	45%
MEDIAN EARNINGS (AGE 25 YEARS & OVER) ¹	\$48,491	\$52,856
UNEMPLOYMENT RATE: (OCTOBER 2023) ²	2%	3%

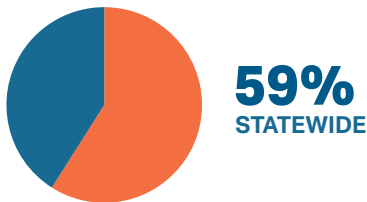
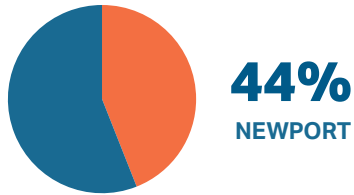
WORKING AGE POPULATION ¹ Age 25 and Over by Educational Attainment		
	NEWPORT	RI
NO HIGH SCHOOL DIPLOMA	5%	11%
HIGH SCHOOL & EQUIVALENT	21%	27%
SOME COLLEGE	17%	18%
ASSOCIATE	5%	8%
BACHELOR'S +	52%	36%

EDUCATION ATTAINMENT BY RACE/ETHNICITY ¹ Newport Population (Age 25 and Over) by Educational Attainment and Race														
	AM. IND/AK NATIVE		ASIAN		BLACK/ AFRICAN AMER.		NAT.HAW/ OTHER P.I.		SOME OTHER RACE		TWO OR MORE RACES		WHITE	
	N	RI	N	RI	N	RI	N	RI	N	RI	N	RI	N	RI
NO HIGH SCHOOL DIPLOMA	7%	27%	0%	12%	9%	14%	0%	8%	30%	34%	0%	17%	4%	8%
HS GRAD & EQUIVALENT	34%	27%	11%	17%	48%	31%	0%	32%	31%	30%	29%	33%	18%	26%
SOME COLLEGE OR ASSOCIATE DEGREE	58%	30%	24%	17%	25%	30%	100%	44%	9%	22%	14%	26%	22%	27%
BACHELOR'S +	0%	17%	65%	54%	19%	25%	0%	16%	30%	14%	56%	24%	55%	39%

HISPANIC/LATINX POPULATIONS ¹ Age 25 and Over by Educational Attainment		
	N	RI
NO HIGH SCHOOL DIPLOMA	21%	27%
HIGH SCHOOL & EQUIVALENT	45%	34%
SOME COLLEGE OR ASSOCIATE DEGREE	12%	23%
BACHELOR'S +	22%	16%

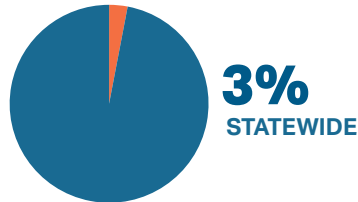
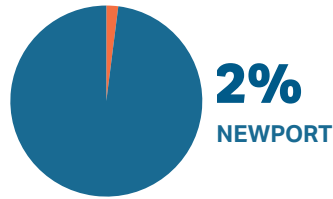
FAFSA COMPLETION RATES³

Through June 30, 2023



UNEMPLOYMENT RATES²

Through October, 2023



MEDIAN EARNINGS¹

Educational Attainment Age 25 and Over

	N	RI
NO HIGH SCHOOL DIPLOMA	\$27,074	\$33,759
HIGH SCHOOL & EQUIVALENT	\$36,001	\$41,968
SOME COLLEGE OR ASSOCIATE DEGREE	\$41,659	\$47,033
BACHELOR'S	\$56,535	\$66,011
GRADUATE/ PROFESSIONAL	\$93,657	\$86,889

POSTSECONDARY EDUCATION TRANSITION⁴

**5,853 RHODE ISLAND
PUBLIC HIGH SCHOOL STUDENTS**
ENROLLED IN A DUAL
AND/OR CONCURRENT COURSE.
OF THOSE,
**66 (1%) WERE
NEWPORT
STUDENTS.**

R.I. STATE SCHOLARSHIPS⁴

\$9,438,481
IN SCHOLARSHIPS WERE AWARDED TO
7,167
STUDENTS
87
OF WHOM WERE NEWPORT RESIDENTS.
\$1,317
WAS THE AVERAGE AWARD

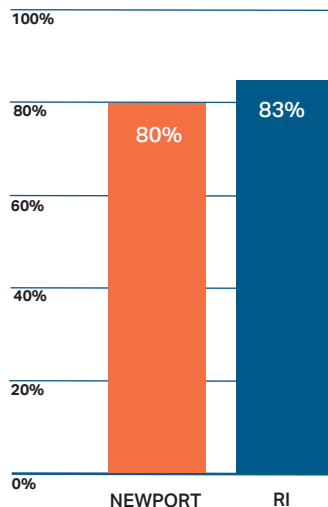
WORK COMMUTES¹

Workers 16+ (n=12,693)

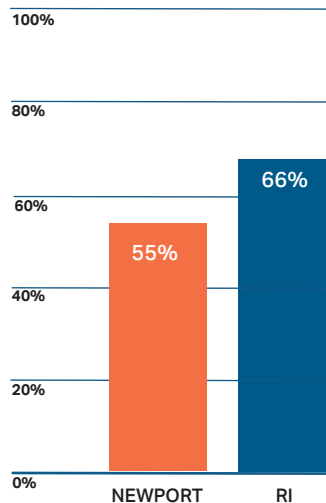
NEWPORT RESIDENTS WHO:

WORK IN NEWPORT COUNTY **81%**
WORK OUTSIDE NEWPORT COUNTY **9%**
WORK OUTSIDE OF RI **11%**

GRADUATED FROM HIGH SCHOOL IN FOUR YEARS.⁵



ENROLLED IN POSTSECONDARY EDUCATION WITHIN ONE YEAR OF HIGH SCHOOL GRADUATION.⁵



DATA SOURCES

¹ U.S. Census Bureau, 2018-2022 American Community Survey 5-Year Estimates

² R.I. Department of Labor and Training Local Area Unemployment Statistics for October 2023

³ U.S. Department of Education's Office of Federal Student Aid

⁴ R.I. Office of the Postsecondary Commissioner, 2022-2023 academic year data

⁵ R.I. Department of Education (graduation rates and postsecondary enrollment is based on 2021-2022 public high school graduates)