



RI

Office of the
Postsecondary
Commissioner

Postsecondary Attainment Profile

NORTH KINGSTOWN, RI

TOWN SNAPSHOT		
	NK	RI
WORKING-AGE POPULATION (AGE 25 - 64) ¹	14,294	575,906
ATTAINMENT RATE: ASSOCIATE DEGREE OR HIGHER (AGE 25 YEARS & OVER) ¹	58%	45%
MEDIAN EARNINGS (AGE 25 YEARS & OVER) ¹	\$61,229	\$52,856
UNEMPLOYMENT RATE: (OCTOBER 2023) ²	2%	3%

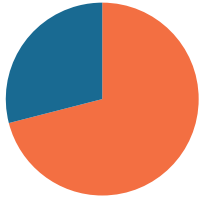
WORKING AGE POPULATION ¹ Age 25 and Over by Educational Attainment		
	NK	RI
NO HIGH SCHOOL DIPLOMA	3%	11%
HIGH SCHOOL & EQUIVALENT	18%	27%
SOME COLLEGE	21%	18%
ASSOCIATE	9%	8%
BACHELOR'S +	49%	36%

EDUCATION ATTAINMENT BY RACE/ETHNICITY ¹ North Kingstown Population (Age 25 and Over) by Educational Attainment and Race														
	AM. IND/AK NATIVE		ASIAN		BLACK/ AFRICAN AMER.		NAT.HAW/ OTHER P.I.		SOME OTHER RACE		TWO OR MORE RACES		WHITE	
	NK	RI	NK	RI	NK	RI	NK	RI	NK	RI	NK	RI	NK	RI
NO HIGH SCHOOL DIPLOMA	100%	27%	3%	12%	15%	14%	0%	8%	86%	34%	5%	17%	2%	8%
HS GRAD & EQUIVALENT	0%	27%	33%	17%	9%	31%	0%	32%	14%	30%	16%	33%	18%	26%
SOME COLLEGE OR ASSOCIATE DEGREE	0%	30%	8%	17%	24%	30%	0%	44%	0%	22%	49%	26%	30%	27%
BACHELOR'S +	0%	17%	56%	54%	51%	25%	0%	16%	0%	14%	29%	24%	50%	39%

HISPANIC/LATINX POPULATIONS ¹ Age 25 and Over by Educational Attainment		
	NK	RI
NO HIGH SCHOOL DIPLOMA	23%	27%
HIGH SCHOOL & EQUIVALENT	32%	34%
SOME COLLEGE OR ASSOCIATE DEGREE	22%	23%
BACHELOR'S +	23%	16%

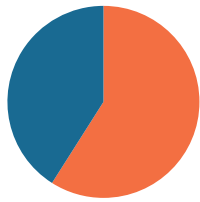
FAFSA COMPLETION RATES³

Through June 30, 2023



71%

NORTH KINGSTOWN

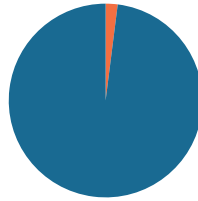


59%

STATEWIDE

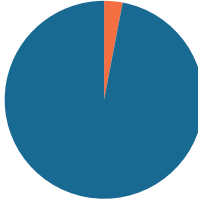
UNEMPLOYMENT RATES²

Through October, 2023



2%

NORTH KINGSTOWN



3%

STATEWIDE

MEDIAN EARNINGS¹

Educational Attainment Age 25 and Over

	NK	RI
NO HIGH SCHOOL DIPLOMA	\$41,447	\$33,759
HIGH SCHOOL & EQUIVALENT	\$55,413	\$41,968
SOME COLLEGE OR ASSOCIATE DEGREE	\$54,712	\$47,033
BACHELOR'S	\$73,723	\$66,011
GRADUATE/ PROFESSIONAL	\$92,724	\$86,889

POSTSECONDARY EDUCATION TRANSITION⁴

**5,853 RHODE ISLAND
PUBLIC HIGH SCHOOL STUDENTS**
ENROLLED IN A DUAL
AND/OR CONCURRENT COURSE.
OF THOSE,
**405 (7%) WERE
NORTH KINGSTOWN
STUDENTS.**

R.I. STATE SCHOLARSHIPS⁴

\$9,438,481
IN SCHOLARSHIPS WERE AWARDED TO
7,167
STUDENTS
138
OF WHOM WERE NORTH KINGSTOWN RESIDENTS.
\$1,317
WAS THE AVERAGE AWARD

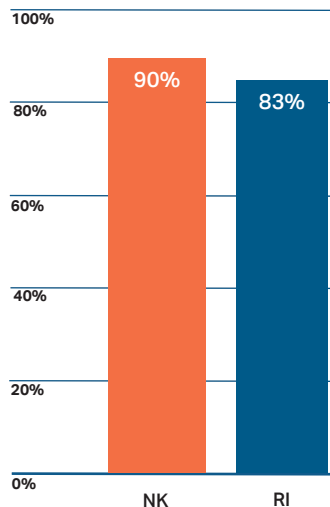
WORK COMMUTES¹

Workers 16+ (n=15,071)

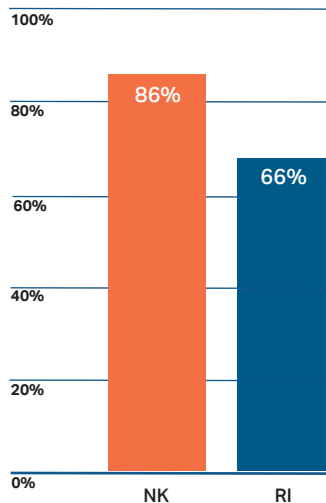
NORTH KINGSTOWN RESIDENTS WHO:

WORK IN WASHINGTON COUNTY **51%**
WORK OUTSIDE WASHINGTON COUNTY **44%**
WORK OUTSIDE OF RI **6%**

GRADUATED FROM HIGH SCHOOL IN FOUR YEARS.⁵



ENROLLED IN POSTSECONDARY EDUCATION WITHIN ONE YEAR OF HIGH SCHOOL GRADUATION.⁵



DATA SOURCES

¹ U.S. Census Bureau, 2018-2022 American Community Survey 5-Year Estimates

² R.I. Department of Labor and Training Local Area Unemployment Statistics for October 2023

³ U.S. Department of Education's Office of Federal Student Aid

⁴ R.I. Office of the Postsecondary Commissioner, 2022-2023 academic year data

⁵ R.I. Department of Education (graduation rates and postsecondary enrollment is based on 2021-2022 public high school graduates)