



# RI

Office of the  
Postsecondary  
Commissioner

## Postsecondary Attainment Profile

### NORTH SMITHFIELD, RI

TOWN SNAPSHOT		
	NS	RI
WORKING-AGE POPULATION (AGE 25 - 64) <sup>1</sup>	6,687	575,906
ATTAINMENT RATE: ASSOCIATE DEGREE OR HIGHER (AGE 25 YEARS & OVER) <sup>1</sup>	43%	45%
MEDIAN EARNINGS (AGE 25 YEARS & OVER) <sup>1</sup>	\$58,247	\$52,856
UNEMPLOYMENT RATE: (OCTOBER 2023) <sup>2</sup>	2%	3%

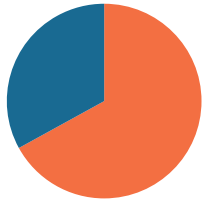
WORKING AGE POPULATION <sup>1</sup> Age 25 and Over by Educational Attainment		
	NS	RI
NO HIGH SCHOOL DIPLOMA	7%	11%
HIGH SCHOOL & EQUIVALENT	26%	27%
SOME COLLEGE	24%	18%
ASSOCIATE	14%	8%
BACHELOR'S +	30%	36%

EDUCATION ATTAINMENT BY RACE/ETHNICITY <sup>1</sup> North Smithfield Population (Age 25 and Over) by Educational Attainment and Race														
	AM. IND/AK NATIVE		ASIAN		BLACK/ AFRICAN AMER.		NAT.HAW/ OTHER P.I.		SOME OTHER RACE		TWO OR MORE RACES		WHITE	
	NS	RI	NS	RI	NS	RI	NS	RI	NS	RI	NS	RI	NS	RI
NO HIGH SCHOOL DIPLOMA	0%	27%	32%	12%	0%	14%	0%	8%	100%	34%	0%	17%	7%	8%
HS GRAD & EQUIVALENT	0%	27%	0%	17%	24%	31%	0%	32%	0%	30%	34%	33%	26%	26%
SOME COLLEGE OR ASSOCIATE DEGREE	0%	30%	25%	17%	42%	30%	100%	44%	0%	22%	31%	26%	38%	27%
BACHELOR'S +	0%	17%	43%	54%	33%	25%	0%	16%	0%	14%	35%	24%	30%	39%

HISPANIC/LATINX POPULATIONS <sup>1</sup> Age 25 and Over by Educational Attainment		
	NS	RI
NO HIGH SCHOOL DIPLOMA	27%	27%
HIGH SCHOOL & EQUIVALENT	21%	34%
SOME COLLEGE OR ASSOCIATE DEGREE	29%	23%
BACHELOR'S +	23%	16%

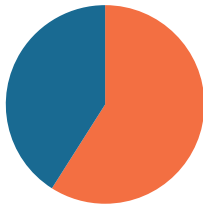
## FAFSA COMPLETION RATES<sup>3</sup>

Through June 30, 2023



**67%**

NORTH SMITHFIELD

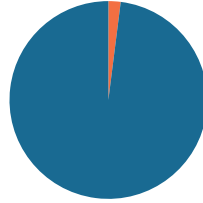


**59%**

STATEWIDE

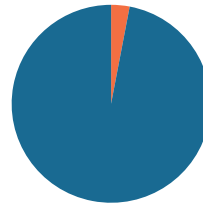
## UNEMPLOYMENT RATES<sup>2</sup>

Through October, 2023



**2%**

NORTH SMITHFIELD



**3%**

STATEWIDE

## MEDIAN EARNINGS<sup>1</sup>

Educational Attainment Age 25 and Over

	NS	RI
NO HIGH SCHOOL DIPLOMA	\$38,375	\$33,759
HIGH SCHOOL & EQUIVALENT	\$46,183	\$41,968
SOME COLLEGE OR ASSOCIATE DEGREE	\$58,582	\$47,033
BACHELOR'S	\$64,256	\$66,011
GRADUATE/ PROFESSIONAL	\$81,369	\$86,889

## POSTSECONDARY EDUCATION TRANSITION<sup>4</sup>

**5,853 RHODE ISLAND  
PUBLIC HIGH SCHOOL STUDENTS**  
ENROLLED IN A DUAL  
AND/OR CONCURRENT COURSE.  
OF THOSE,  
**94 (2%) WERE  
NORTH SMITHFIELD  
STUDENTS.**

## R.I. STATE SCHOLARSHIPS<sup>4</sup>

**\$9,438,481**  
IN SCHOLARSHIPS WERE AWARDED TO  
**7,167**  
STUDENTS  
**37**  
OF WHOM WERE NORTH SMITHFIELD RESIDENTS.  
**\$1,317**  
WAS THE AVERAGE AWARD

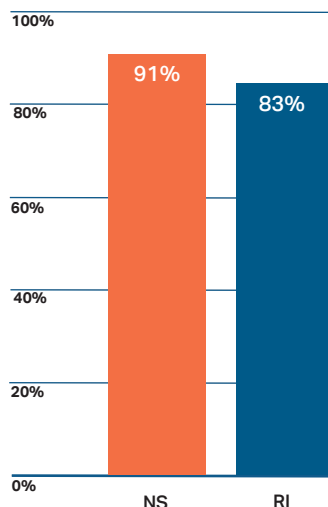
## WORK COMMUTES<sup>1</sup>

Workers 16+ (n=6,544)

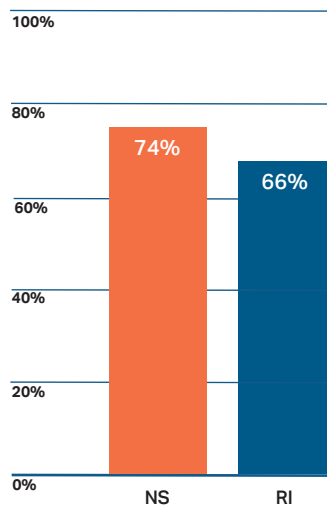
### NORTH SMITHFIELD RESIDENTS WHO:

WORK IN PROVIDENCE COUNTY	<b>70%</b>
WORK OUTSIDE PROVIDENCE COUNTY	<b>11%</b>
WORK OUTSIDE OF RI	<b>19%</b>

### GRADUATED FROM HIGH SCHOOL IN FOUR YEARS.<sup>5</sup>



### ENROLLED IN POSTSECONDARY EDUCATION WITHIN ONE YEAR OF HIGH SCHOOL GRADUATION.<sup>5</sup>



### DATA SOURCES

<sup>1</sup> U.S. Census Bureau, 2018-2022 American Community Survey 5-Year Estimates

<sup>2</sup> R.I. Department of Labor and Training Local Area Unemployment Statistics for October 2023

<sup>3</sup> U.S. Department of Education's Office of Federal Student Aid

<sup>4</sup> R.I. Office of the Postsecondary Commissioner, 2022-2023 academic year data

<sup>5</sup> R.I. Department of Education (graduation rates and postsecondary enrollment is based on 2021-2022 public high school graduates)