



RI

Office of the Postsecondary Commissioner

Postsecondary Attainment Profile

NORTH PROVIDENCE, RI

TOWN SNAPSHOT		
	NORTH PROVIDENCE	RI
WORKING-AGE POPULATION (AGE 25 - 64) ¹	18,785	575,906
ATTAINMENT RATE: ASSOCIATE DEGREE OR HIGHER (AGE 25 YEARS & OVER) ¹	43%	45%
MEDIAN EARNINGS (AGE 25 YEARS & OVER) ¹	\$54,447	\$52,856
UNEMPLOYMENT RATE: (OCTOBER 2023) ²	3%	3%

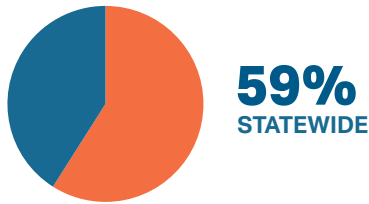
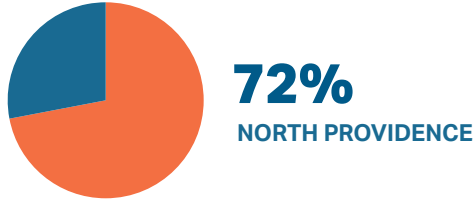
WORKING AGE POPULATION ¹ Age 25 and Over by Educational Attainment		
	NORTH PROVIDENCE	RI
NO HIGH SCHOOL DIPLOMA	9%	11%
HIGH SCHOOL & EQUIVALENT	30%	27%
SOME COLLEGE	18%	18%
ASSOCIATE	9%	8%
BACHELOR'S +	34%	36%

EDUCATION ATTAINMENT BY RACE/ETHNICITY ¹ North Providence Population (Age 25 and Over) by Educational Attainment and Race														
	AM. IND/AK NATIVE		ASIAN		BLACK/ AFRICAN AMER.		NAT.HAW/ OTHER P.I.		SOME OTHER RACE		TWO OR MORE RACES		WHITE	
	NP	RI	NP	RI	NP	RI	NP	RI	NP	RI	NP	RI	NP	RI
NO HIGH SCHOOL DIPLOMA	0%	27%	10%	12%	13%	14%	0%	8%	14%	34%	11%	17%	8%	8%
HS GRAD & EQUIVALENT	100%	27%	25%	17%	23%	31%	0%	32%	35%	30%	35%	33%	29%	26%
SOME COLLEGE OR ASSOCIATE DEGREE	0%	30%	10%	17%	32%	30%	0%	44%	26%	22%	26%	26%	28%	27%
BACHELOR'S +	0%	17%	56%	54%	32%	25%	0%	16%	25%	14%	28%	24%	34%	39%

HISPANIC/LATINX POPULATIONS ¹ Age 25 and Over by Educational Attainment		
	NP	RI
NO HIGH SCHOOL DIPLOMA	13%	27%
HIGH SCHOOL & EQUIVALENT	38%	34%
SOME COLLEGE OR ASSOCIATE DEGREE	23%	23%
BACHELOR'S +	27%	16%

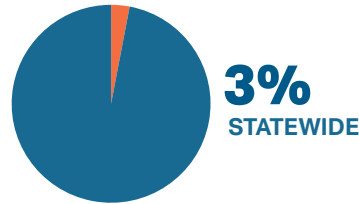
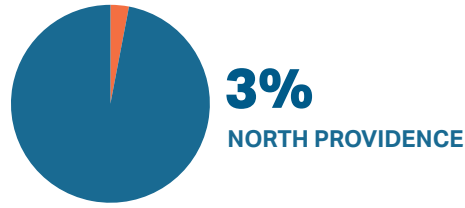
FAFSA COMPLETION RATES³

Through June 30, 2023



UNEMPLOYMENT RATES²

Through October, 2023



MEDIAN EARNINGS¹

Educational Attainment Age 25 and Over

	NP	RI
NO HIGH SCHOOL DIPLOMA	\$29,432	\$33,759
HIGH SCHOOL & EQUIVALENT	\$43,648	\$41,968
SOME COLLEGE OR ASSOCIATE DEGREE	\$54,197	\$47,033
BACHELOR'S	\$62,500	\$66,011
GRADUATE/ PROFESSIONAL	\$77,185	\$86,889

POSTSECONDARY EDUCATION TRANSITION⁴

**5,853 RHODE ISLAND
PUBLIC HIGH SCHOOL STUDENTS**
ENROLLED IN A DUAL
AND/OR CONCURRENT COURSE.
OF THOSE,
**199 (3%) WERE
NORTH PROVIDENCE
STUDENTS.**

R.I. STATE SCHOLARSHIPS⁴

\$9,438,481
IN SCHOLARSHIPS WERE AWARDED TO
7,167
STUDENTS
262
OF WHOM WERE NORTH PROVIDENCE RESIDENTS.
\$1,317
WAS THE AVERAGE AWARD

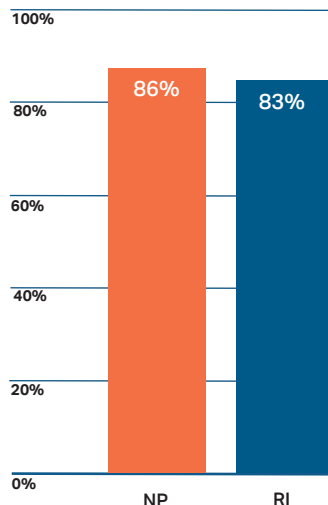
WORK COMMUTES¹

Workers 16+ (n=16,924)

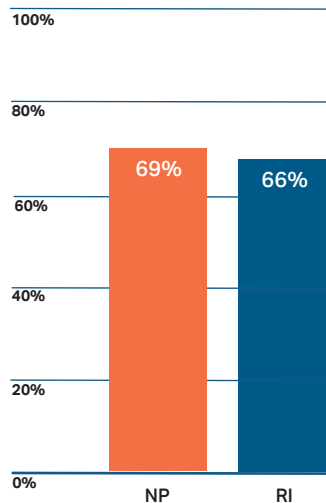
**NORTH PROVIDENCE
RESIDENTS WHO:**

WORK IN PROVIDENCE COUNTY	78%
WORK OUTSIDE PROVIDENCE COUNTY	11%
WORK OUTSIDE OF RI	11%

GRADUATED FROM HIGH SCHOOL IN FOUR YEARS.⁵



ENROLLED IN POSTSECONDARY EDUCATION WITHIN ONE YEAR OF HIGH SCHOOL GRADUATION.⁵



DATA SOURCES

¹ U.S. Census Bureau, 2018-2022 American Community Survey 5-Year Estimates

² R.I. Department of Labor and Training Local Area Unemployment Statistics for October 2023

³ U.S. Department of Education's Office of Federal Student Aid

⁴ R.I. Office of the Postsecondary Commissioner, 2022-2023 academic year data

⁵ R.I. Department of Education (graduation rates and postsecondary enrollment is based on 2021-2022 public high school graduates)