



RI

Office of the
Postsecondary
Commissioner

Postsecondary Attainment Profile

PAWTUCKET, RI

CITY SNAPSHOT		
	PAWTUCKET	RI
WORKING-AGE POPULATION (AGE 25 - 64) ¹	42,913	575,906
ATTAINMENT RATE: ASSOCIATE DEGREE OR HIGHER (AGE 25 YEARS & OVER) ¹	31%	45%
MEDIAN EARNINGS (AGE 25 YEARS & OVER) ¹	\$44,906	\$52,856
UNEMPLOYMENT RATE: (OCTOBER 2023) ²	4%	3%

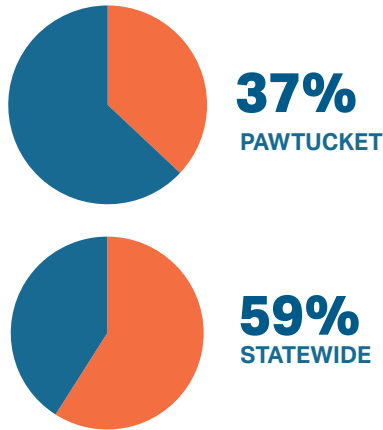
WORKING AGE POPULATION ¹ Age 25 and Over by Educational Attainment		
	PAWTUCKET	RI
NO HIGH SCHOOL DIPLOMA	18%	11%
HIGH SCHOOL & EQUIVALENT	33%	27%
SOME COLLEGE	18%	18%
ASSOCIATE	9%	8%
BACHELOR'S +	22%	36%

EDUCATION ATTAINMENT BY RACE/ETHNICITY ¹ Pawtucket Population (Age 25 and Over) by Educational Attainment and Race														
	AM. IND/AK NATIVE		ASIAN		BLACK/ AFRICAN AMER.		NAT.HAW/ OTHER P.I.		SOME OTHER RACE		TWO OR MORE RACES		WHITE	
	P	RI	P	RI	P	RI	P	RI	P	RI	P	RI	P	RI
NO HIGH SCHOOL DIPLOMA	22%	27%	8%	12%	16%	14%	0%	8%	39%	34%	22%	17%	14%	8%
HS GRAD & EQUIVALENT	24%	27%	28%	17%	32%	31%	31%	32%	31%	30%	33%	33%	34%	26%
SOME COLLEGE OR ASSOCIATE DEGREE	44%	30%	28%	17%	30%	30%	69%	44%	21%	22%	33%	26%	25%	27%
BACHELOR'S +	10%	17%	37%	54%	22%	25%	0%	16%	9%	14%	12%	24%	26%	39%

HISPANIC/LATINX POPULATIONS ¹ Age 25 and Over by Educational Attainment		
	P	RI
NO HIGH SCHOOL DIPLOMA	27%	27%
HIGH SCHOOL & EQUIVALENT	36%	34%
SOME COLLEGE OR ASSOCIATE DEGREE	27%	23%
BACHELOR'S +	10%	16%

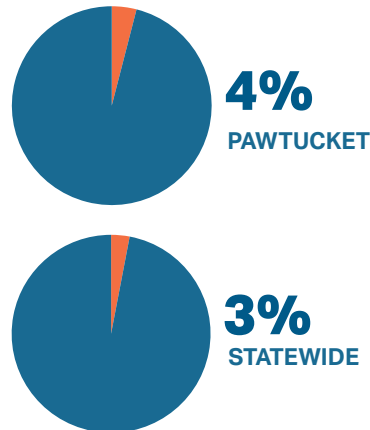
FAFSA COMPLETION RATES³

Through June 30, 2023



UNEMPLOYMENT RATES²

Through October, 2023



MEDIAN EARNINGS¹

Educational Attainment Age 25 and Over

	P	RI
NO HIGH SCHOOL DIPLOMA	\$34,069	\$33,759
HIGH SCHOOL & EQUIVALENT	\$40,708	\$41,968
SOME COLLEGE OR ASSOCIATE DEGREE	\$44,839	\$47,033
BACHELOR'S	\$55,667	\$66,011
GRADUATE/ PROFESSIONAL	\$71,953	\$86,889

POSTSECONDARY EDUCATION TRANSITION⁴

**5,853 RHODE ISLAND
PUBLIC HIGH SCHOOL STUDENTS**
ENROLLED IN A DUAL
AND/OR CONCURRENT COURSE.
OF THOSE,
**100 (2%) WERE
PAWTUCKET
STUDENTS.**

R.I. STATE SCHOLARSHIPS⁴

\$9,438,481
IN SCHOLARSHIPS WERE AWARDED TO
7,167
STUDENTS
671
OF WHOM WERE PAWTUCKET RESIDENTS.
\$1,317
WAS THE AVERAGE AWARD

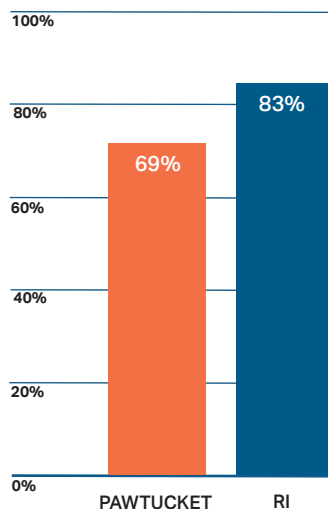
WORK COMMUTES¹

Workers 16+ (n=38,762)

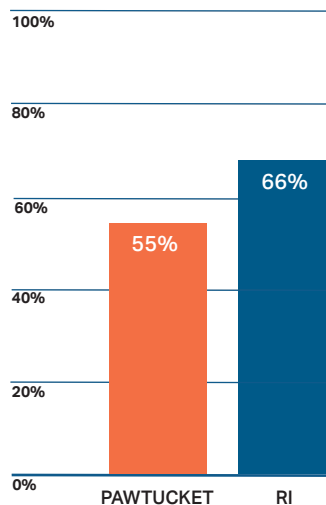
**PAWTUCKET
RESIDENTS WHO:**

WORK IN PROVIDENCE COUNTY	63%
WORK OUTSIDE PROVIDENCE COUNTY	8%
WORK OUTSIDE OF RI	29%

GRADUATED FROM HIGH SCHOOL IN FOUR YEARS.⁵



ENROLLED IN POSTSECONDARY EDUCATION WITHIN ONE YEAR OF HIGH SCHOOL GRADUATION.⁵



DATA SOURCES

¹ U.S. Census Bureau, 2018-2022 American Community Survey 5-Year Estimates

² R.I. Department of Labor and Training Local Area Unemployment Statistics for October 2023

³ U.S. Department of Education's Office of Federal Student Aid

⁴ R.I. Office of the Postsecondary Commissioner, 2022-2023 academic year data

⁵ R.I. Department of Education (graduation rates and postsecondary enrollment is based on 2021-2022 public high school graduates)