



# RI

## Office of the Postsecondary Commissioner

### Postsecondary Attainment Profile

#### PORTSMOUTH, RI

TOWN SNAPSHOT		
	PORTSMOUTH	RI
<b>WORKING-AGE POPULATION</b> (AGE 25 - 64) <sup>1</sup>	8,739	575,906
<b>ATTAINMENT RATE: ASSOCIATE DEGREE OR HIGHER</b> (AGE 25 YEARS & OVER) <sup>1</sup>	68%	45%
<b>MEDIAN EARNINGS</b> (AGE 25 YEARS & OVER) <sup>1</sup>	\$64,458	\$52,856
<b>UNEMPLOYMENT RATE:</b> (OCTOBER 2023) <sup>2</sup>	3%	3%

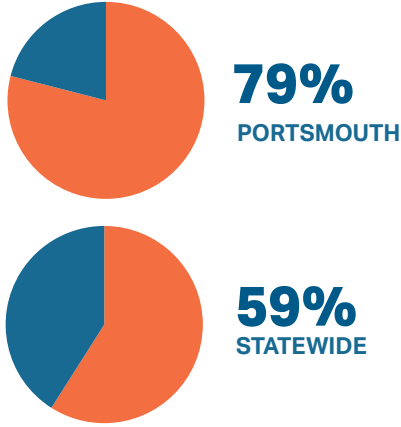
WORKING AGE POPULATION <sup>1</sup> Age 25 and Over by Educational Attainment		
	PORTSMOUTH	RI
<b>NO HIGH SCHOOL DIPLOMA</b>	4%	11%
<b>HIGH SCHOOL &amp; EQUIVALENT</b>	16%	27%
<b>SOME COLLEGE</b>	13%	18%
<b>ASSOCIATE</b>	9%	8%
<b>BACHELOR'S +</b>	59%	36%

EDUCATION ATTAINMENT BY RACE/ETHNICITY <sup>1</sup>														
Portsmouth Population (Age 25 and Over) by Educational Attainment and Race														
	AM. IND/AK NATIVE		ASIAN		BLACK/ AFRICAN AMER.		NAT.HAW/ OTHER P.I.		SOME OTHER RACE		TWO OR MORE RACES		WHITE	
	P	RI	P	RI	P	RI	P	RI	P	RI	P	RI	P	RI
NO HIGH SCHOOL DIPLOMA	0%	27%	0%	12%	0%	14%	0%	8%	0%	34%	11%	17%	4%	8%
HS GRAD & EQUIVALENT	0%	27%	2%	17%	5%	31%	0%	32%	50%	30%	24%	33%	15%	26%
SOME COLLEGE OR ASSOCIATE DEGREE	0%	30%	38%	17%	4%	30%	0%	44%	50%	22%	38%	26%	20%	27%
BACHELOR'S +	0%	17%	60%	54%	91%	25%	0%	16%	0%	14%	28%	24%	61%	39%

HISPANIC/LATINX POPULATIONS <sup>1</sup> Age 25 and Over by Educational Attainment		
	P	RI
<b>NO HIGH SCHOOL DIPLOMA</b>	16%	27%
<b>HIGH SCHOOL &amp; EQUIVALENT</b>	15%	34%
<b>SOME COLLEGE OR ASSOCIATE DEGREE</b>	25%	23%
<b>BACHELOR'S +</b>	44%	16%

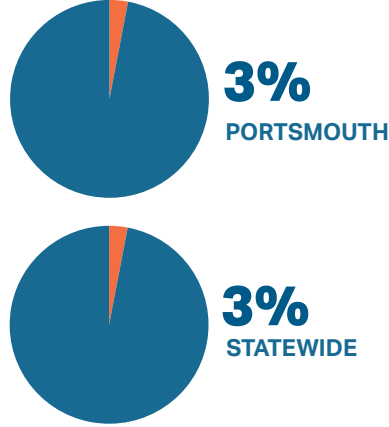
## FAFSA COMPLETION RATES<sup>3</sup>

Through June 30, 2023



## UNEMPLOYMENT RATES<sup>2</sup>

Through October, 2023



## MEDIAN EARNINGS<sup>1</sup>

Educational Attainment Age 25 and Over

	P	RI
NO HIGH SCHOOL DIPLOMA	\$34,935	\$33,759
HIGH SCHOOL & EQUIVALENT	\$49,614	\$41,968
SOME COLLEGE OR ASSOCIATE DEGREE	\$46,150	\$47,033
BACHELOR'S	\$70,335	\$66,011
GRADUATE/ PROFESSIONAL	\$103,520	\$86,889

## POSTSECONDARY EDUCATION TRANSITION<sup>4</sup>

**5,853 RHODE ISLAND  
PUBLIC HIGH SCHOOL STUDENTS**  
ENROLLED IN A DUAL  
AND/OR CONCURRENT COURSE.  
OF THOSE,  
**83 (1%) WERE  
PORTSMOUTH  
STUDENTS.**

## R.I. STATE SCHOLARSHIPS<sup>4</sup>

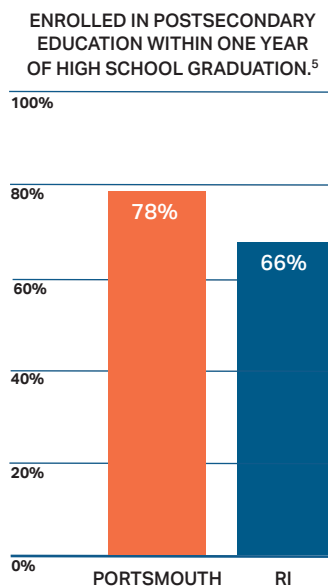
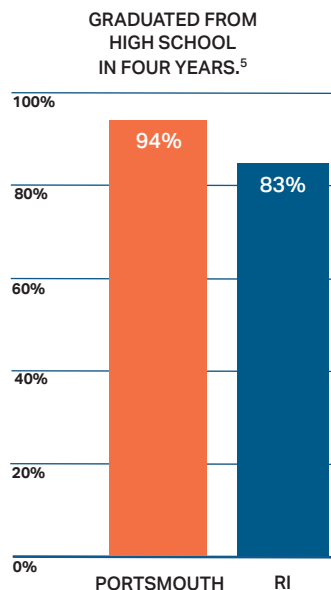
**\$9,438,481**  
IN SCHOLARSHIPS WERE AWARDED TO  
**7,167**  
STUDENTS  
**59**  
OF WHOM WERE PORTSMOUTH RESIDENTS.  
**\$1,317**  
WAS THE AVERAGE AWARD

## WORK COMMUTES<sup>1</sup>

Workers 16+ (n=9,018)

**PORTSMOUTH  
RESIDENTS WHO:**

WORK IN NEWPORT COUNTY **72%**  
WORK OUTSIDE NEWPORT COUNTY **15%**  
WORK OUTSIDE OF RI **13%**



### DATA SOURCES

<sup>1</sup> U.S. Census Bureau, 2018-2022 American Community Survey 5-Year Estimates

<sup>2</sup> R.I. Department of Labor and Training Local Area Unemployment Statistics for October 2023

<sup>3</sup> U.S. Department of Education's Office of Federal Student Aid

<sup>4</sup> R.I. Office of the Postsecondary Commissioner, 2022-2023 academic year data

<sup>5</sup> R.I. Department of Education (graduation rates and postsecondary enrollment is based on 2021-2022 public high school graduates)