



RI

Office of the
Postsecondary
Commissioner

Postsecondary Attainment Profile

SOUTH KINGSTOWN, RI

TOWN SNAPSHOT		
	SK	RI
WORKING-AGE POPULATION (AGE 25 - 64) ¹	13,044	575,906
ATTAINMENT RATE: ASSOCIATE DEGREE OR HIGHER (AGE 25 YEARS & OVER) ¹	67%	45%
MEDIAN EARNINGS (AGE 25 YEARS & OVER) ¹	\$59,694	\$52,856
UNEMPLOYMENT RATE: (OCTOBER 2023) ²	2%	3%

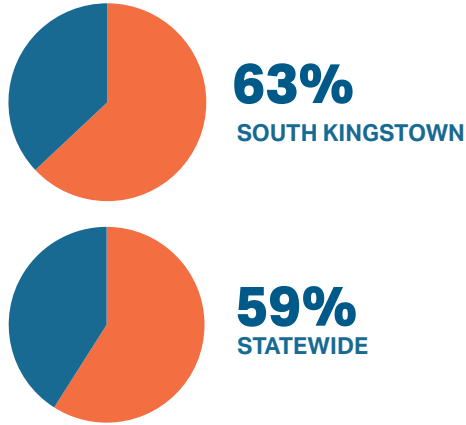
WORKING AGE POPULATION ¹ Age 25 and Over by Educational Attainment		
	SK	RI
NO HIGH SCHOOL DIPLOMA	5%	11%
HIGH SCHOOL & EQUIVALENT	15%	27%
SOME COLLEGE	14%	18%
ASSOCIATE	7%	8%
BACHELOR'S +	59%	36%

EDUCATION ATTAINMENT BY RACE/ETHNICITY ¹ South Kingstown Population (Age 25 and Over) by Educational Attainment and Race														
	AM. IND/AK NATIVE		ASIAN		BLACK/ AFRICAN AMER.		NAT.HAW/ OTHER P.I.		SOME OTHER RACE		TWO OR MORE RACES		WHITE	
	SK	RI	SK	RI	SK	RI	SK	RI	SK	RI	SK	RI	SK	RI
NO HIGH SCHOOL DIPLOMA	4%	27%	4%	12%	18%	14%	0%	8%	22%	34%	1%	17%	5%	8%
HS GRAD & EQUIVALENT	72%	27%	6%	17%	21%	31%	0%	32%	35%	30%	16%	33%	15%	26%
SOME COLLEGE OR ASSOCIATE DEGREE	12%	30%	0%	17%	21%	30%	0%	44%	0%	22%	10%	26%	22%	27%
BACHELOR'S +	12%	17%	90%	54%	40%	25%	0%	16%	43%	14%	73%	24%	59%	39%

HISPANIC/LATINX POPULATIONS ¹ Age 25 and Over by Educational Attainment		
	SK	RI
NO HIGH SCHOOL DIPLOMA	8%	27%
HIGH SCHOOL & EQUIVALENT	21%	34%
SOME COLLEGE OR ASSOCIATE DEGREE	23%	23%
BACHELOR'S +	47%	16%

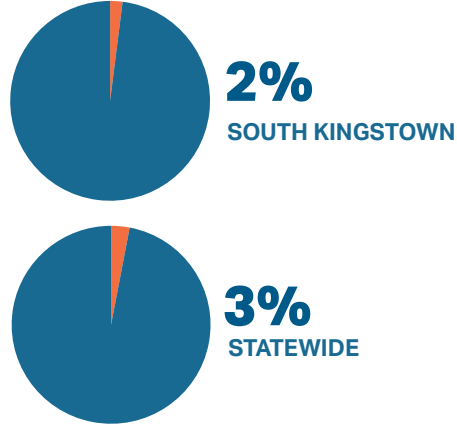
FAFSA COMPLETION RATES³

Through June 30, 2023



UNEMPLOYMENT RATES²

Through October, 2023



MEDIAN EARNINGS¹

Educational Attainment Age 25 and Over

	SK	RI
NO HIGH SCHOOL DIPLOMA	\$24,926	\$33,759
HIGH SCHOOL & EQUIVALENT	\$29,333	\$41,968
SOME COLLEGE OR ASSOCIATE DEGREE	\$49,181	\$47,033
BACHELOR'S	\$74,091	\$66,011
GRADUATE/ PROFESSIONAL	\$75,977	\$86,889

POSTSECONDARY EDUCATION TRANSITION⁴

**5,853 RHODE ISLAND
PUBLIC HIGH SCHOOL STUDENTS**
ENROLLED IN A DUAL
AND/OR CONCURRENT COURSE.
OF THOSE,
**117 (2%) WERE
SOUTH KINGSTOWN
STUDENTS.**

R.I. STATE SCHOLARSHIPS⁴

\$9,438,481
IN SCHOLARSHIPS WERE AWARDED TO
7,167
STUDENTS
84
OF WHOM WERE SOUTH KINGSTOWN RESIDENTS.
\$1,317
WAS THE AVERAGE AWARD

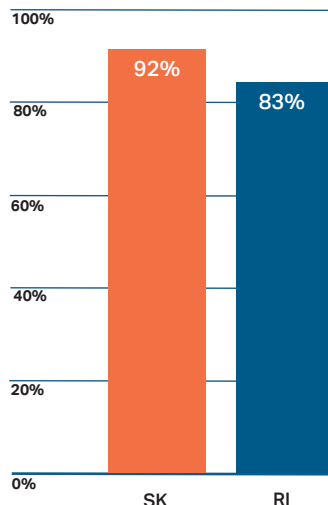
WORK COMMUTES¹

Workers 16+ (n=14,357)

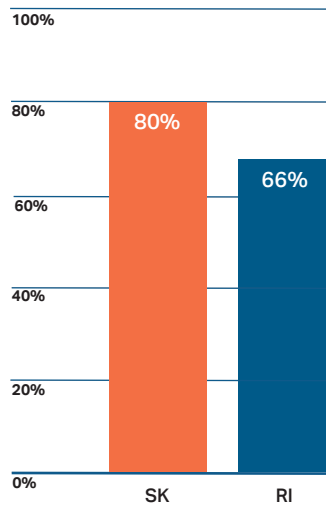
**SOUTH KINGSTOWN
RESIDENTS WHO:**

WORK IN WASHINGTON COUNTY	68%
WORK OUTSIDE WASHINGTON COUNTY	27%
WORK OUTSIDE OF RI	5%

GRADUATED FROM HIGH SCHOOL IN FOUR YEARS.⁵



ENROLLED IN POSTSECONDARY EDUCATION WITHIN ONE YEAR OF HIGH SCHOOL GRADUATION.⁵



DATA SOURCES

¹ U.S. Census Bureau, 2018-2022 American Community Survey 5-Year Estimates

² R.I. Department of Labor and Training Local Area Unemployment Statistics for October 2023

³ U.S. Department of Education's Office of Federal Student Aid

⁴ R.I. Office of the Postsecondary Commissioner, 2022-2023 academic year data

⁵ R.I. Department of Education (graduation rates and postsecondary enrollment is based on 2021-2022 public high school graduates)