



RI

Office of the
Postsecondary
Commissioner

Postsecondary Attainment Profile

WARREN, RI

TOWN SNAPSHOT		
	WARREN	RI
WORKING-AGE POPULATION (AGE 25 - 64) ¹	6,117	575,906
ATTAINMENT RATE: ASSOCIATE DEGREE OR HIGHER (AGE 25 YEARS & OVER) ¹	40%	45%
MEDIAN EARNINGS (AGE 25 YEARS & OVER) ¹	\$54,252	\$52,856
UNEMPLOYMENT RATE: (OCTOBER 2023) ²	3%	3%

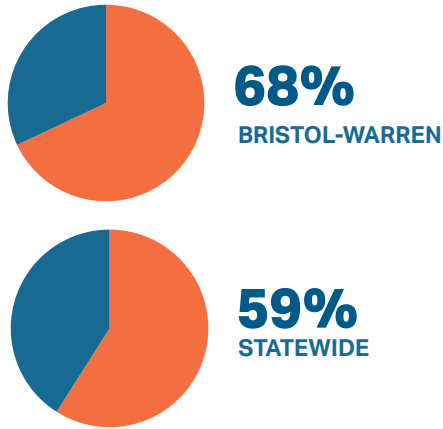
WORKING AGE POPULATION ¹ Age 25 and Over by Educational Attainment		
	WARREN	RI
NO HIGH SCHOOL DIPLOMA	9%	11%
HIGH SCHOOL & EQUIVALENT	34%	27%
SOME COLLEGE	17%	18%
ASSOCIATE	6%	8%
BACHELOR'S +	33%	36%

EDUCATION ATTAINMENT BY RACE/ETHNICITY ¹														
Warren Population (Age 25 and Over) by Educational Attainment and Race														
	AM. IND/AK NATIVE		ASIAN		BLACK/ AFRICAN AMER.		NAT.HAW/ OTHER P.I.		SOME OTHER RACE		TWO OR MORE RACES		WHITE	
	W	RI	W	RI	W	RI	W	RI	W	RI	W	RI	W	RI
NO HIGH SCHOOL DIPLOMA	0%	27%	0%	12%	9%	14%	0%	8%	70%	34%	8%	17%	9%	8%
HS GRAD & EQUIVALENT	0%	27%	0%	17%	0%	31%	0%	32%	0%	30%	4%	33%	36%	26%
SOME COLLEGE OR ASSOCIATE DEGREE	0%	30%	59%	17%	33%	30%	0%	44%	0%	22%	64%	26%	22%	27%
BACHELOR'S +	0%	17%	41%	54%	58%	25%	0%	16%	30%	14%	24%	24%	33%	39%

HISPANIC/LATINX POPULATIONS ¹ Age 25 and Over by Educational Attainment		
	WARREN	RI
NO HIGH SCHOOL DIPLOMA	46%	27%
HIGH SCHOOL & EQUIVALENT	11%	34%
SOME COLLEGE OR ASSOCIATE DEGREE	26%	23%
BACHELOR'S +	18%	16%

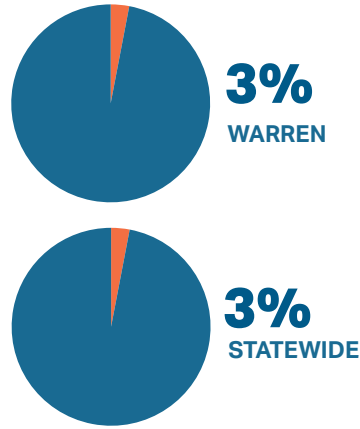
FAFSA COMPLETION RATES³

Through June 30, 2023



UNEMPLOYMENT RATES²

Through October, 2023



MEDIAN EARNINGS¹

Educational Attainment Age 25 and Over

	WARREN	RI
NO HIGH SCHOOL DIPLOMA	\$30,948	\$33,759
HIGH SCHOOL & EQUIVALENT	\$42,987	\$41,968
SOME COLLEGE OR ASSOCIATE DEGREE	\$51,637	\$47,033
BACHELOR'S	\$73,250	\$66,011
GRADUATE/ PROFESSIONAL	\$97,784	\$86,889

POSTSECONDARY EDUCATION TRANSITION⁴

**5,853 RHODE ISLAND
PUBLIC HIGH SCHOOL STUDENTS**
ENROLLED IN A DUAL
AND/OR CONCURRENT COURSE.
OF THOSE,
**54 (1%) WERE
BRISTOL-WARREN
STUDENTS.**

R.I. STATE SCHOLARSHIPS⁴

\$9,438,481
IN SCHOLARSHIPS WERE AWARDED TO
7,167
STUDENTS
48
OF WHOM WERE WARREN RESIDENTS.
\$1,317
WAS THE AVERAGE AWARD

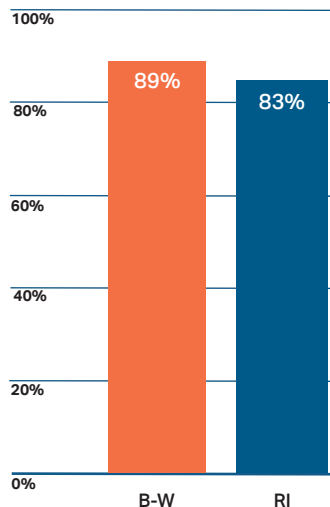
WORK COMMUTES¹

Workers 16+ (n=5,893)

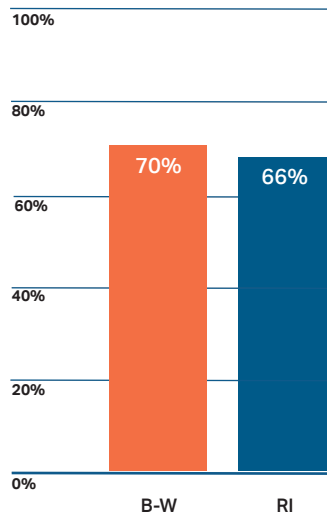
WARREN RESIDENTS WHO:

WORK IN BRISTOL COUNTY	50%
WORK OUTSIDE BRISTOL COUNTY	35%
WORK OUTSIDE OF RI	15%

GRADUATED FROM HIGH SCHOOL IN FOUR YEARS.⁵



ENROLLED IN POSTSECONDARY EDUCATION WITHIN ONE YEAR OF HIGH SCHOOL GRADUATION.⁵



DATA SOURCES

¹ U.S. Census Bureau, 2018-2022 American Community Survey 5-Year Estimates

² R.I. Department of Labor and Training Local Area Unemployment Statistics for October 2023

³ U.S. Department of Education's Office of Federal Student Aid

⁴ R.I. Office of the Postsecondary Commissioner, 2022-2023 academic year data

⁵ R.I. Department of Education (graduation rates and postsecondary enrollment is based on 2021-2022 public high school graduates)