



RI

Office of the Postsecondary Commissioner

Postsecondary Attainment Profile

WARWICK, RI

CITY SNAPSHOT		
	WARWICK	RI
WORKING-AGE POPULATION (AGE 25 - 64) ¹	44,529	575,906
ATTAINMENT RATE: ASSOCIATE DEGREE OR HIGHER (AGE 25 YEARS & OVER) ¹	43%	45%
MEDIAN EARNINGS (AGE 25 YEARS & OVER) ¹	\$55,621	\$52,856
UNEMPLOYMENT RATE: (OCTOBER 2023) ²	2%	3%

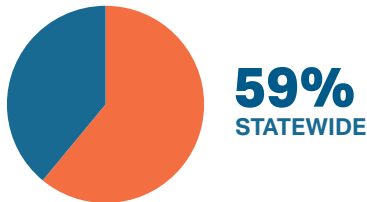
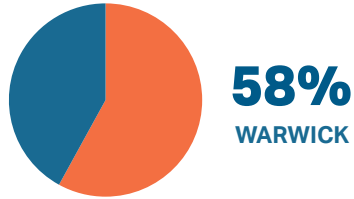
WORKING AGE POPULATION ¹ Age 25 and Over by Educational Attainment		
	WARWICK	RI
NO HIGH SCHOOL DIPLOMA	7%	11%
HIGH SCHOOL & EQUIVALENT	28%	27%
SOME COLLEGE	22%	18%
ASSOCIATE	11%	8%
BACHELOR'S +	32%	36%

EDUCATION ATTAINMENT BY RACE/ETHNICITY ¹ Warwick Population (Age 25 and Over) by Educational Attainment and Race														
	AM. IND/AK NATIVE		ASIAN		BLACK/ AFRICAN AMER.		NAT.HAW/ OTHER P.I.		SOME OTHER RACE		TWO OR MORE RACES		WHITE	
	W	RI	W	RI	W	RI	W	RI	W	RI	W	RI	W	RI
NO HIGH SCHOOL DIPLOMA	30%	27%	5%	12%	8%	14%	0%	8%	18%	34%	4%	17%	7%	8%
HS GRAD & EQUIVALENT	21%	27%	21%	17%	26%	31%	100%	32%	21%	30%	21%	33%	28%	26%
SOME COLLEGE OR ASSOCIATE DEGREE	19%	30%	19%	17%	39%	30%	0%	44%	34%	22%	34%	26%	33%	27%
BACHELOR'S +	30%	17%	55%	54%	26%	25%	0%	16%	28%	14%	41%	24%	32%	39%

HISPANIC/LATINX POPULATIONS ¹ Age 25 and Over by Educational Attainment		
	W	RI
NO HIGH SCHOOL DIPLOMA	12%	27%
HIGH SCHOOL & EQUIVALENT	27%	34%
SOME COLLEGE OR ASSOCIATE DEGREE	36%	23%
BACHELOR'S +	25%	16%

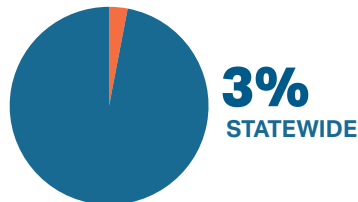
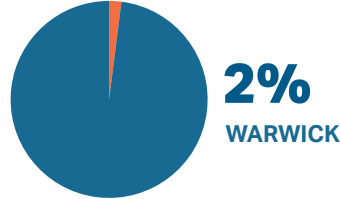
FAFSA COMPLETION RATES³

Through June 30, 2023



UNEMPLOYMENT RATES²

Through October, 2023



MEDIAN EARNINGS¹

Educational Attainment Age 25 and Over

	W	RI
NO HIGH SCHOOL DIPLOMA	\$35,530	\$33,759
HIGH SCHOOL & EQUIVALENT	\$44,905	\$41,968
SOME COLLEGE OR ASSOCIATE DEGREE	\$50,930	\$47,033
BACHELOR'S	\$67,909	\$66,011
GRADUATE/ PROFESSIONAL	\$86,780	\$86,889

POSTSECONDARY EDUCATION TRANSITION⁴

**5,853 RHODE ISLAND
PUBLIC HIGH SCHOOL STUDENTS**
ENROLLED IN A DUAL
AND/OR CONCURRENT COURSE.
OF THOSE,
**161 (3%) WERE
WARWICK
STUDENTS.**

R.I. STATE SCHOLARSHIPS⁴

\$9,438,481
IN SCHOLARSHIPS WERE AWARDED TO
7,167
STUDENTS
499
OF WHOM WERE WARWICK RESIDENTS.
\$1,317
WAS THE AVERAGE AWARD.

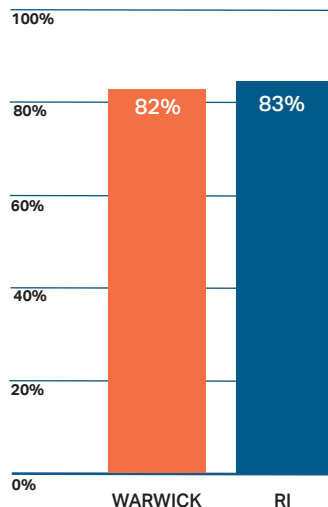
WORK COMMUTES¹

Workers 16+ (n=41,953)

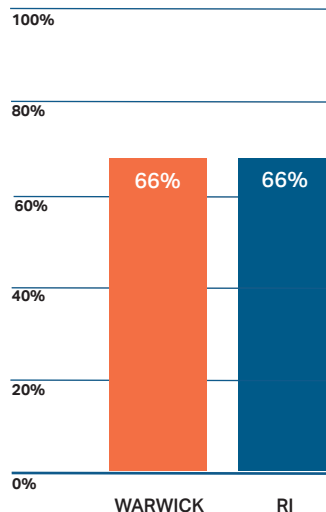
WARWICK RESIDENTS WHO:

WORK IN KENT COUNTY **45%**
WORK OUTSIDE KENT COUNTY **49%**
WORK OUTSIDE OF RI **6%**

GRADUATED FROM HIGH SCHOOL IN FOUR YEARS.⁵



ENROLLED IN POSTSECONDARY EDUCATION WITHIN ONE YEAR OF HIGH SCHOOL GRADUATION.⁵



DATA SOURCES

¹ U.S. Census Bureau, 2018-2022 American Community Survey 5-Year Estimates

² R.I. Department of Labor and Training Local Area Unemployment Statistics for October 2023

³ U.S. Department of Education's Office of Federal Student Aid

⁴ R.I. Office of the Postsecondary Commissioner, 2022-2023 academic year data

⁵ R.I. Department of Education (graduation rates and postsecondary enrollment is based on 2021-2022 public high school graduates)