



RI

Office of the Postsecondary Commissioner

Postsecondary Attainment Profile

WEST GREENWICH, RI

TOWN SNAPSHOT		
	WEST GREENWICH	RI
WORKING-AGE POPULATION (AGE 25 - 64) ¹	3,697	575,906
ATTAINMENT RATE: ASSOCIATE DEGREE OR HIGHER (AGE 25 YEARS & OVER) ¹	44%	45%
MEDIAN EARNINGS (AGE 25 YEARS & OVER) ¹	\$61,236	\$52,856
UNEMPLOYMENT RATE: (OCTOBER 2023) ²	2%	3%

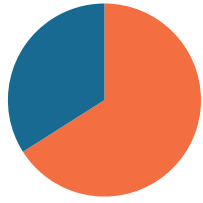
WORKING AGE POPULATION ¹ Age 25 and Over by Educational Attainment		
	WEST GREENWICH	RI
NO HIGH SCHOOL DIPLOMA	10%	11%
HIGH SCHOOL & EQUIVALENT	24%	27%
SOME COLLEGE	23%	18%
ASSOCIATE	9%	8%
BACHELOR'S +	35%	36%

EDUCATION ATTAINMENT BY RACE/ETHNICITY ¹ West Greenwich Population (Age 25 and Over) by Educational Attainment and Race														
	AM. IND/AK NATIVE		ASIAN		BLACK/ AFRICAN AMER.		NAT.HAW/ OTHER P.I.		SOME OTHER RACE		TWO OR MORE RACES		WHITE	
	WG	RI	WG	RI	WG	RI	WG	RI	WG	RI	WG	RI	WG	RI
NO HIGH SCHOOL DIPLOMA	0%	27%	0%	12%	0%	14%	0%	8%	0%	34%	17%	17%	10%	8%
HS GRAD & EQUIVALENT	100%	27%	0%	17%	0%	31%	0%	32%	65%	30%	61%	33%	22%	26%
SOME COLLEGE OR ASSOCIATE DEGREE	0%	30%	20%	17%	52%	30%	0%	44%	35%	22%	0%	26%	32%	27%
BACHELOR'S +	0%	17%	80%	54%	48%	25%	0%	16%	0%	14%	23%	24%	36%	39%

HISPANIC/LATINX POPULATIONS ¹ Age 25 and Over by Educational Attainment		
	WG	RI
NO HIGH SCHOOL DIPLOMA	0%	27%
HIGH SCHOOL & EQUIVALENT	65%	34%
SOME COLLEGE OR ASSOCIATE DEGREE	0%	23%
BACHELOR'S +	35%	16%

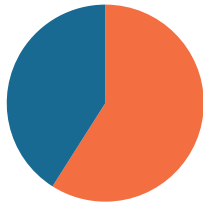
FAFSA COMPLETION RATES³

Through June 30, 2023



66%

EXETER-W. GREENWICH

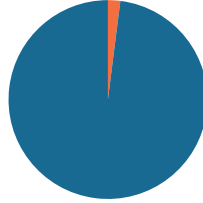


59%

STATEWIDE

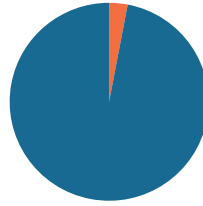
UNEMPLOYMENT RATES²

Through October, 2023



2%

WEST GREENWICH



3%

STATEWIDE

MEDIAN EARNINGS¹

Educational Attainment Age 25 and Over

	WG	RI
NO HIGH SCHOOL DIPLOMA	\$58,713	\$33,759
HIGH SCHOOL & EQUIVALENT	\$39,564	\$41,968
SOME COLLEGE OR ASSOCIATE DEGREE	\$60,511	\$47,033
BACHELOR'S	\$65,145	\$66,011
GRADUATE/ PROFESSIONAL	\$100,763	\$86,889

POSTSECONDARY EDUCATION TRANSITION⁴

5,853 RHODE ISLAND PUBLIC HIGH SCHOOL STUDENTS ENROLLED IN A DUAL AND/OR CONCURRENT COURSE. OF THOSE, **125 (2%)** WERE **EXETER-WEST GREENWICH STUDENTS.**

R.I. STATE SCHOLARSHIPS⁴

\$9,438,481 IN SCHOLARSHIPS WERE AWARDED TO **7,167 STUDENTS** **34** OF WHOM WERE WEST GREENWICH RESIDENTS. **\$1,317** WAS THE AVERAGE AWARD.

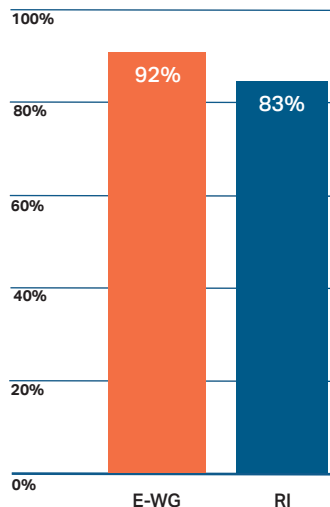
WORK COMMUTES¹

Workers 16+ (n=3,435)

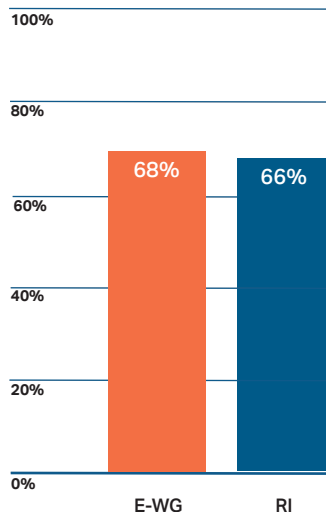
WEST GREENWICH RESIDENTS WHO:

WORK IN KENT COUNTY **46%**
WORK OUTSIDE KENT COUNTY **48%**
WORK OUTSIDE OF RI **5%**

GRADUATED FROM HIGH SCHOOL IN FOUR YEARS.⁵



ENROLLED IN POSTSECONDARY EDUCATION WITHIN ONE YEAR OF HIGH SCHOOL GRADUATION.⁵



DATA SOURCES

¹ 2018-2022 American Community Survey 5-year Estimates Data Tables

² R.I. Department of Labor and Training Local Area Unemployment Statistics for October 2023

³ U.S. Department of Education's Office of Federal Student Aid

⁴ R.I. Office of the Postsecondary Commissioner, 2022-2023 academic year data

⁵ R.I. Department of Education (graduation rates and postsecondary enrollment is based on 2021-2022 public high school graduates)