



RI

Office of the
Postsecondary
Commissioner

Postsecondary Attainment Profile

WEST WARWICK, RI

TOWN SNAPSHOT		
	WEST WARWICK	RI
WORKING-AGE POPULATION (AGE 25 - 64) ¹	17,658	575,906
ATTAINMENT RATE: ASSOCIATE DEGREE OR HIGHER (AGE 25 YEARS & OVER) ¹	35%	45%
MEDIAN EARNINGS (AGE 25 YEARS & OVER) ¹	\$50,078	\$52,856
UNEMPLOYMENT RATE: (OCTOBER 2023) ²	3%	3%

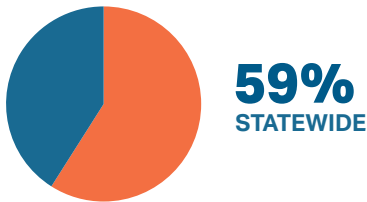
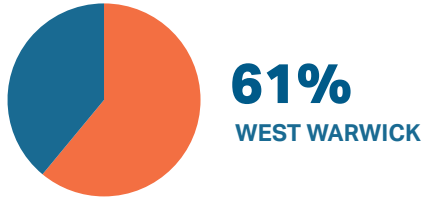
WORKING AGE POPULATION ¹ Age 25 and Over by Educational Attainment		
	WEST WARWICK	RI
NO HIGH SCHOOL DIPLOMA	9%	11%
HIGH SCHOOL & EQUIVALENT	34%	27%
SOME COLLEGE	22%	18%
ASSOCIATE	10%	8%
BACHELOR'S +	25%	36%

EDUCATION ATTAINMENT BY RACE/ETHNICITY ¹ West Warwick Population (Age 25 and Over) by Educational Attainment and Race														
	AM. IND/AK NATIVE		ASIAN		BLACK/ AFRICAN AMER.		NAT.HAW/ OTHER P.I.		SOME OTHER RACE		TWO OR MORE RACES		WHITE	
	WW	RI	WW	RI	WW	RI	WW	RI	WW	RI	WW	RI	WW	RI
NO HIGH SCHOOL DIPLOMA	0%	27%	16%	12%	17%	14%	0%	8%	12%	34%	13%	17%	8%	8%
HS GRAD & EQUIVALENT	0%	27%	2%	17%	31%	31%	0%	32%	44%	30%	47%	33%	35%	26%
SOME COLLEGE OR ASSOCIATE DEGREE	37%	30%	21%	17%	35%	30%	0%	44%	8%	22%	24%	26%	33%	27%
BACHELOR'S +	63%	17%	62%	54%	17%	25%	0%	16%	36%	14%	16%	24%	24%	39%

HISPANIC/LATINX POPULATIONS ¹ Age 25 and Over by Educational Attainment		
	WW	RI
NO HIGH SCHOOL DIPLOMA	18%	27%
HIGH SCHOOL & EQUIVALENT	48%	34%
SOME COLLEGE OR ASSOCIATE DEGREE	15%	23%
BACHELOR'S +	19%	16%

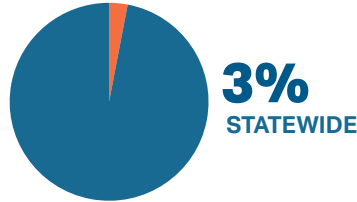
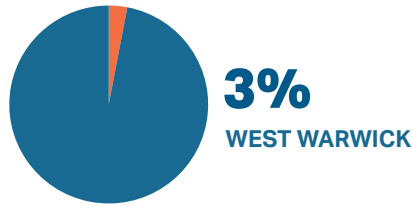
FAFSA COMPLETION RATES³

Through June 30, 2023



UNEMPLOYMENT RATES²

Through October, 2023



MEDIAN EARNINGS¹

Educational Attainment Age 25 and Over

	WW	RI
NO HIGH SCHOOL DIPLOMA	\$34,214	\$33,759
HIGH SCHOOL & EQUIVALENT	\$46,213	\$41,968
SOME COLLEGE OR ASSOCIATE DEGREE	\$41,458	\$47,033
BACHELOR'S	\$66,250	\$66,011
GRADUATE/ PROFESSIONAL	\$84,869	\$86,889

POSTSECONDARY EDUCATION TRANSITION⁴

**5,853 RHODE ISLAND
PUBLIC HIGH SCHOOL STUDENTS**
ENROLLED IN A DUAL
AND/OR CONCURRENT COURSE.
OF THOSE,
**209 (4%) WERE
WEST WARWICK
STUDENTS.**

R.I. STATE SCHOLARSHIPS⁴

\$9,438,481
IN SCHOLARSHIPS WERE AWARDED TO
7,167
STUDENTS
244
OF WHOM WERE WEST WARWICK RESIDENTS.
\$1,317
WAS THE AVERAGE AWARD.

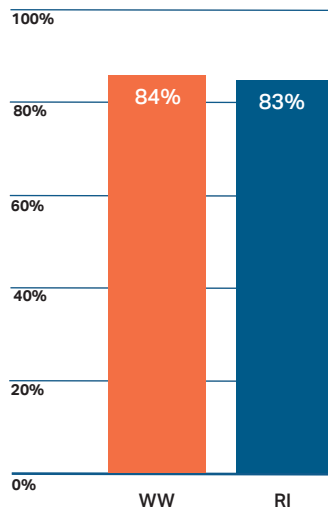
WORK COMMUTES¹

Workers 16+ (n=17,033)

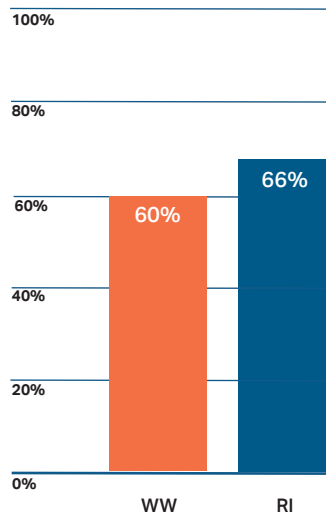
**WEST WARWICK
RESIDENTS WHO:**

WORK IN KENT COUNTY **54%**
WORK OUTSIDE KENT COUNTY **40%**
WORK OUTSIDE OF RI **6%**

GRADUATED FROM HIGH SCHOOL IN FOUR YEARS.⁵



ENROLLED IN POSTSECONDARY EDUCATION WITHIN ONE YEAR OF HIGH SCHOOL GRADUATION.⁵



DATA SOURCES

¹ 2018-2022 American Community Survey 5-year Estimates Data Tables

² R.I. Department of Labor and Training Local Area Unemployment Statistics for October 2023

³ U.S. Department of Education's Office of Federal Student Aid

⁴ R.I. Office of the Postsecondary Commissioner, 2022-2023 academic year data

⁵ R.I. Department of Education (graduation rates and postsecondary enrollment is based on 2021-2022 public high school graduates)