



RI

Office of the Postsecondary Commissioner

Postsecondary Attainment Profile

WESTERLY, RI

TOWN SNAPSHOT		
	WESTERLY	RI
WORKING-AGE POPULATION (AGE 25 - 64) ¹	11,943	575,906
ATTAINMENT RATE: ASSOCIATE DEGREE OR HIGHER (AGE 25 YEARS & OVER) ¹	47%	45%
MEDIAN EARNINGS (AGE 25 YEARS & OVER) ¹	\$57,451	\$52,856
UNEMPLOYMENT RATE: (OCTOBER 2023) ²	2%	3%

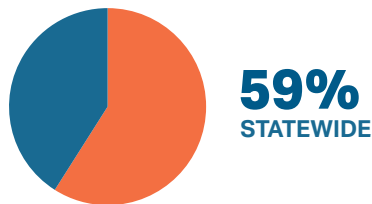
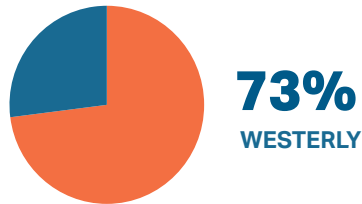
WORKING AGE POPULATION ¹ Age 25 and Over by Educational Attainment		
	WESTERLY	RI
NO HIGH SCHOOL DIPLOMA	7%	11%
HIGH SCHOOL & EQUIVALENT	29%	27%
SOME COLLEGE	17%	18%
ASSOCIATE	7%	8%
BACHELOR'S +	40%	36%

EDUCATION ATTAINMENT BY RACE/ETHNICITY ¹ Westerly Population (Age 25 and Over) by Educational Attainment and Race														
	AM. IND/AK NATIVE		ASIAN		BLACK/ AFRICAN AMER.		NAT.HAW/ OTHER P.I.		SOME OTHER RACE		TWO OR MORE RACES		WHITE	
	W	RI	W	RI	W	RI	W	RI	W	RI	W	RI	W	RI
NO HIGH SCHOOL DIPLOMA	33%	27%	49%	12%	29%	14%	0%	8%	20%	34%	0%	17%	6%	8%
HS GRAD & EQUIVALENT	67%	27%	20%	17%	0%	31%	0%	32%	50%	30%	32%	33%	29%	26%
SOME COLLEGE OR ASSOCIATE DEGREE	0%	30%	0%	17%	71%	30%	0%	44%	9%	22%	44%	26%	24%	27%
BACHELOR'S +	0%	17%	31%	54%	0%	25%	0%	16%	21%	14%	24%	24%	41%	39%

HISPANIC/LATINX POPULATIONS ¹ Age 25 and Over by Educational Attainment		
	W	RI
NO HIGH SCHOOL DIPLOMA	17%	27%
HIGH SCHOOL & EQUIVALENT	58%	34%
SOME COLLEGE OR ASSOCIATE DEGREE	11%	23%
BACHELOR'S +	13%	16%

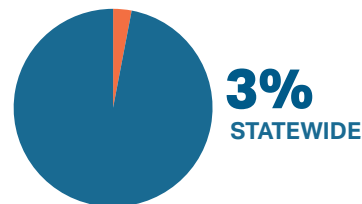
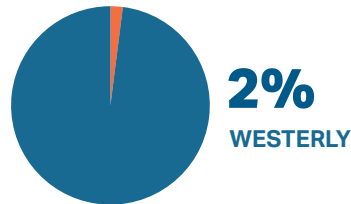
FAFSA COMPLETION RATES³

Through June 30, 2023



UNEMPLOYMENT RATES²

Through October, 2023



MEDIAN EARNINGS¹

Educational Attainment Age 25 and Over

	W	RI
NO HIGH SCHOOL DIPLOMA	\$41,075	\$33,759
HIGH SCHOOL & EQUIVALENT	\$46,155	\$41,968
SOME COLLEGE OR ASSOCIATE DEGREE	\$44,225	\$47,033
BACHELOR'S	\$65,473	\$66,011
GRADUATE/ PROFESSIONAL	\$87,423	\$86,889

POSTSECONDARY EDUCATION TRANSITION⁴

**5,853 RHODE ISLAND
PUBLIC HIGH SCHOOL STUDENTS**
ENROLLED IN A DUAL
AND/OR CONCURRENT COURSE.
OF THOSE,
**178 (3%) WERE
WESTERLY
STUDENTS.**

R.I. STATE SCHOLARSHIPS⁴

\$9,438,481
IN SCHOLARSHIPS WERE AWARDED TO
7,167
STUDENTS
141
OF WHOM WERE WESTERLY RESIDENTS.
\$1,317
WAS THE AVERAGE AWARD.

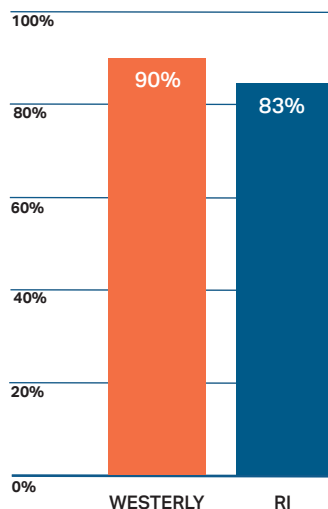
WORK COMMUTES¹

Workers 16+ (n=11,978)

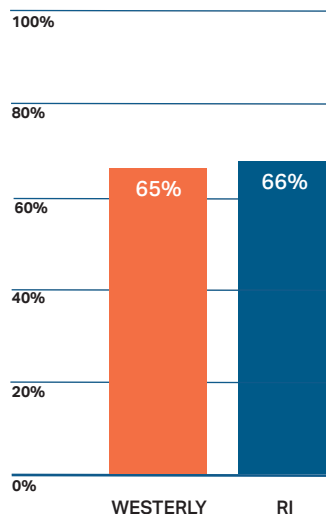
WESTERLY RESIDENTS WHO:

WORK IN WASHINGTON COUNTY **60%**
WORK OUTSIDE WASHINGTON COUNTY **12%**
WORK OUTSIDE OF RI **28%**

GRADUATED FROM HIGH SCHOOL IN FOUR YEARS.⁵



ENROLLED IN POSTSECONDARY EDUCATION WITHIN ONE YEAR OF HIGH SCHOOL GRADUATION.⁵



DATA SOURCES

¹ 2018-2022 American Community Survey 5-year Estimates Data Tables

² R.I. Department of Labor and Training Local Area Unemployment Statistics for October 2023

³ U.S. Department of Education's Office of Federal Student Aid

⁴ R.I. Office of the Postsecondary Commissioner, 2022-2023 academic year data

⁵ R.I. Department of Education (graduation rates and postsecondary enrollment is based on 2021-2022 public high school graduates)