



# RI

## Office of the Postsecondary Commissioner

### Postsecondary Attainment Profile

#### WOONSOCKET, RI

CITY SNAPSHOT		
	W	RI
<b>WORKING-AGE POPULATION</b> (AGE 25 - 64) <sup>1</sup>	23,642	575,906
<b>ATTAINMENT RATE: ASSOCIATE DEGREE OR HIGHER</b> (AGE 25 YEARS & OVER) <sup>1</sup>	26%	45%
<b>MEDIAN EARNINGS</b> (AGE 25 YEARS & OVER) <sup>1</sup>	\$41,167	\$52,856
<b>UNEMPLOYMENT RATE:</b> (OCTOBER 2023) <sup>2</sup>	4%	3%

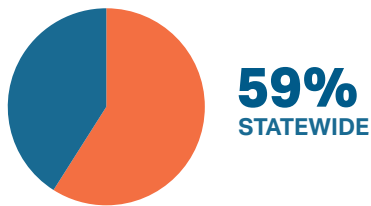
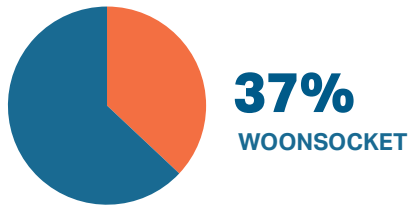
WORKING AGE POPULATION <sup>1</sup> Age 25 and Over by Educational Attainment		
	W	RI
<b>NO HIGH SCHOOL DIPLOMA</b>	17%	11%
<b>HIGH SCHOOL &amp; EQUIVALENT</b>	37%	27%
<b>SOME COLLEGE</b>	20%	18%
<b>ASSOCIATE</b>	7%	8%
<b>BACHELOR'S +</b>	19%	36%

EDUCATION ATTAINMENT BY RACE/ETHNICITY <sup>1</sup> Woonsocket Population (Age 25 and Over) by Educational Attainment and Race														
	AM. IND/AK NATIVE		ASIAN		BLACK/ AFRICAN AMER.		NAT.HAW/ OTHER P.I.		SOME OTHER RACE		TWO OR MORE RACES		WHITE	
	W	RI	W	RI	W	RI	W	RI	W	RI	W	RI	W	RI
<b>NO HIGH SCHOOL DIPLOMA</b>	48%	27%	19%	12%	23%	14%	100%	8%	23%	34%	20%	17%	15%	8%
<b>HS GRAD &amp; EQUIVALENT</b>	9%	27%	25%	17%	30%	31%	0%	32%	40%	30%	30%	33%	40%	26%
<b>SOME COLLEGE OR ASSOCIATE DEGREE</b>	40%	30%	15%	17%	28%	30%	0%	44%	24%	22%	35%	26%	28%	27%
<b>BACHELOR'S +</b>	3%	17%	41%	54%	20%	25%	0%	16%	13%	14%	15%	24%	18%	39%

HISPANIC/LATINX POPULATIONS <sup>1</sup> Age 25 and Over by Educational Attainment		
	W	RI
<b>NO HIGH SCHOOL DIPLOMA</b>	26%	27%
<b>HIGH SCHOOL &amp; EQUIVALENT</b>	31%	34%
<b>SOME COLLEGE OR ASSOCIATE DEGREE</b>	30%	23%
<b>BACHELOR'S +</b>	14%	16%

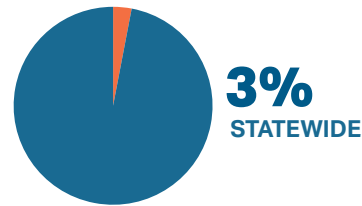
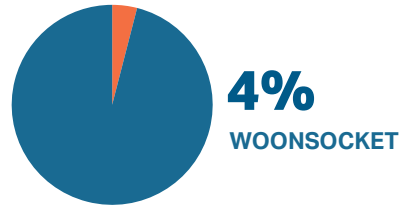
## FAFSA COMPLETION RATES<sup>3</sup>

Through June 30, 2023



## UNEMPLOYMENT RATES<sup>2</sup>

Through October, 2023



## MEDIAN EARNINGS<sup>1</sup>

Educational Attainment Age 25 and Over

	W	RI
NO HIGH SCHOOL DIPLOMA	\$31,830	\$33,759
HIGH SCHOOL & EQUIVALENT	\$39,016	\$41,968
SOME COLLEGE OR ASSOCIATE DEGREE	\$39,713	\$47,033
BACHELOR'S	\$52,483	\$66,011
GRADUATE/ PROFESSIONAL	\$70,850	\$86,889

## POSTSECONDARY EDUCATION TRANSITION<sup>4</sup>

**5,853 RHODE ISLAND  
PUBLIC HIGH SCHOOL STUDENTS**  
ENROLLED IN A DUAL  
AND/OR CONCURRENT COURSE.  
OF THOSE,  
**96 (2%) WERE  
WOONSOCKET  
STUDENTS.**

## R.I. STATE SCHOLARSHIPS<sup>4</sup>

**\$9,438,481**  
IN SCHOLARSHIPS WERE AWARDED TO  
**7,167**  
STUDENTS  
**228**  
OF WHOM WERE WOONSOCKET RESIDENTS.  
**\$1,317**  
WAS THE AVERAGE AWARD.

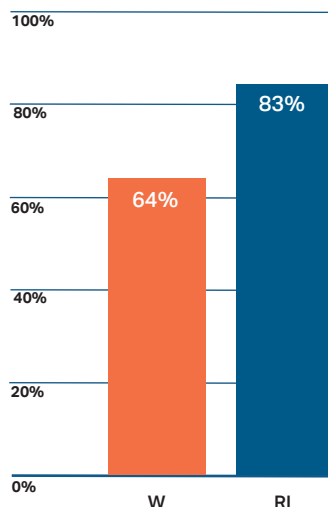
## WORK COMMUTES<sup>1</sup>

Workers 16+ (n=18,766)

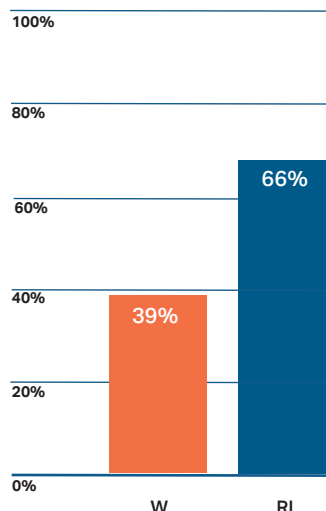
### WOONSOCKET RESIDENTS WHO:

WORK IN PROVIDENCE COUNTY **57%**  
WORK OUTSIDE PROVIDENCE COUNTY **5%**  
WORK OUTSIDE OF RI **38%**

### GRADUATED FROM HIGH SCHOOL IN FOUR YEARS.<sup>5</sup>



### ENROLLED IN POSTSECONDARY EDUCATION WITHIN ONE YEAR OF HIGH SCHOOL GRADUATION.<sup>5</sup>



### DATA SOURCES

<sup>1</sup> 2018-2022 American Community Survey 5-year Estimates Data Tables

<sup>2</sup> R.I. Department of Labor and Training Local Area Unemployment Statistics for October 2023

<sup>3</sup> U.S. Department of Education's Office of Federal Student Aid

<sup>4</sup> R.I. Office of the Postsecondary Commissioner, 2022-2023 academic year data

<sup>5</sup> R.I. Department of Education (graduation rates and postsecondary enrollment is based on 2021-2022 public high school graduates)