



# RI

Office of the  
Postsecondary  
Commissioner

## Postsecondary Attainment Profile

### PROVIDENCE, RI

CITY SNAPSHOT		
	PROVIDENCE	RI
WORKING-AGE POPULATION (AGE 25 - 64) <sup>1</sup>	96,362	575,906
ATTAINMENT RATE: ASSOCIATE DEGREE OR HIGHER (AGE 25 YEARS & OVER) <sup>1</sup>	40%	45%
MEDIAN EARNINGS (AGE 25 YEARS & OVER) <sup>1</sup>	\$43,895	\$52,856
UNEMPLOYMENT RATE: (OCTOBER 2023) <sup>2</sup>	4%	3%

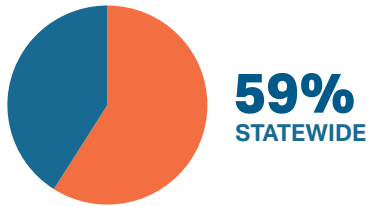
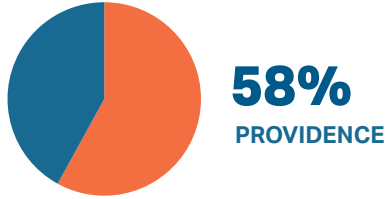
WORKING AGE POPULATION <sup>1</sup> Age 25 and Over by Educational Attainment		
	PROVIDENCE	RI
NO HIGH SCHOOL DIPLOMA	17%	11%
HIGH SCHOOL & EQUIVALENT	29%	27%
SOME COLLEGE	15%	18%
ASSOCIATE	5%	8%
BACHELOR'S +	34%	36%

EDUCATION ATTAINMENT BY RACE/ETHNICITY <sup>1</sup> Providence Population (Age 25 and Over) by Educational Attainment and Race														
	AM. IND/AK NATIVE		ASIAN		BLACK/ AFRICAN AMER.		NAT.HAW/ OTHER P.I.		SOME OTHER RACE		TWO OR MORE RACES		WHITE	
	PVD	RI	PVD	RI	PVD	RI	PVD	RI	PVD	RI	PVD	RI	PVD	RI
NO HIGH SCHOOL DIPLOMA	26%	27%	16%	12%	14%	14%	0%	8%	37%	34%	21%	17%	10%	8%
HS GRAD & EQUIVALENT	27%	27%	20%	17%	32%	31%	74%	32%	28%	30%	44%	33%	26%	26%
SOME COLLEGE OR ASSOCIATE DEGREE	31%	30%	13%	17%	28%	30%	26%	44%	24%	22%	15%	26%	17%	27%
BACHELOR'S +	16%	17%	51%	54%	25%	25%	0%	16%	11%	14%	20%	24%	47%	39%

HISPANIC/LATINX POPULATIONS <sup>1</sup> Age 25 and Over by Educational Attainment		
	PVD	RI
NO HIGH SCHOOL DIPLOMA	29%	27%
HIGH SCHOOL & EQUIVALENT	38%	34%
SOME COLLEGE OR ASSOCIATE DEGREE	20%	23%
BACHELOR'S +	13%	16%

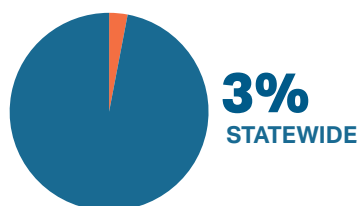
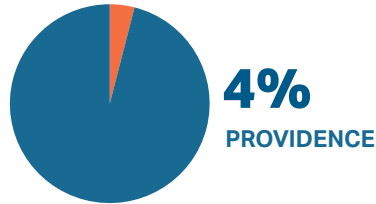
## FAFSA COMPLETION RATES<sup>3</sup>

Through June 30, 2023



## UNEMPLOYMENT RATES<sup>2</sup>

Through October, 2023



## MEDIAN EARNINGS<sup>1</sup>

Educational Attainment Age 25 and Over

	PVD	RI
NO HIGH SCHOOL DIPLOMA	\$31,979	\$33,759
HIGH SCHOOL & EQUIVALENT	\$37,887	\$41,968
SOME COLLEGE OR ASSOCIATE DEGREE	\$39,623	\$47,033
BACHELOR'S	\$49,575	\$66,011
GRADUATE/ PROFESSIONAL	\$77,188	\$86,889

## POSTSECONDARY EDUCATION TRANSITION<sup>4</sup>

**5,853 RHODE ISLAND  
PUBLIC HIGH SCHOOL STUDENTS**  
ENROLLED IN A DUAL  
AND/OR CONCURRENT COURSE.  
OF THOSE,  
**595 (10%) WERE  
PROVIDENCE  
STUDENTS.**

## R.I. STATE SCHOLARSHIPS<sup>4</sup>

**\$9,438,481**  
IN SCHOLARSHIPS WERE AWARDED TO  
**7,167**  
STUDENTS  
**1,596**  
OF WHOM WERE PROVIDENCE RESIDENTS.  
**\$1,317**  
WAS THE AVERAGE AWARD

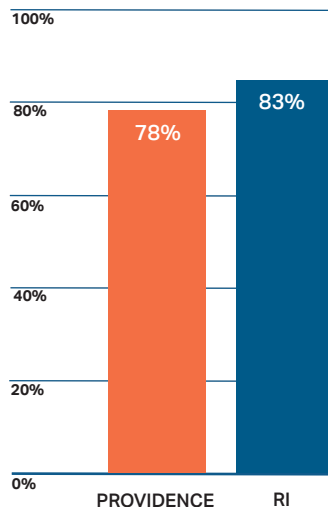
## WORK COMMUTES<sup>1</sup>

Workers 16+ (n=87,555)

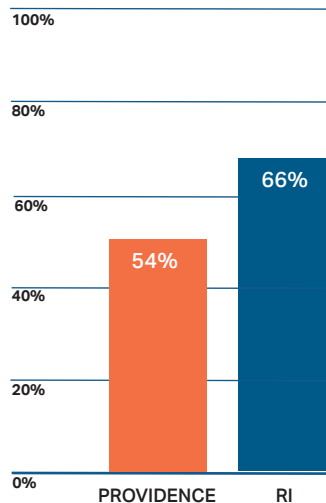
### PROVIDENCE RESIDENTS WHO:

WORK IN PROVIDENCE COUNTY **77%**  
WORK OUTSIDE PROVIDENCE COUNTY **9%**  
WORK OUTSIDE OF RI **14%**

### GRADUATED FROM HIGH SCHOOL IN FOUR YEARS.<sup>5</sup>



### ENROLLED IN POSTSECONDARY EDUCATION WITHIN ONE YEAR OF HIGH SCHOOL GRADUATION.<sup>5</sup>



### DATA SOURCES

<sup>1</sup> U.S. Census Bureau, 2018-2022 American Community Survey 5-Year Estimates

<sup>2</sup> R.I. Department of Labor and Training Local Area Unemployment Statistics for October 2023

<sup>3</sup> U.S. Department of Education's Office of Federal Student Aid

<sup>4</sup> R.I. Office of the Postsecondary Commissioner, 2022-2023 academic year data

<sup>5</sup> R.I. Department of Education (graduation rates and postsecondary enrollment is based on 2021-2022 public high school graduates)