



# RI

**Office of the  
Postsecondary  
Commissioner**

## Postsecondary Attainment Profile

### BARRINGTON, RI

CITY SNAPSHOT		
	BARRINGTON	RI
<b>WORKING-AGE POPULATION</b> (AGE 25 - 64) <sup>1</sup>	8,712	576,584
<b>ATTAINMENT RATE: ASSOCIATE DEGREE OR HIGHER</b> (AGE 25 YEARS & OVER) <sup>1</sup>	78%	45%
<b>MEDIAN EARNINGS</b> (AGE 25 YEARS & OVER) <sup>1</sup>	\$91,505	\$55,293
<b>UNEMPLOYMENT RATE:</b> (OCTOBER 2024) <sup>2</sup>	3%	4%

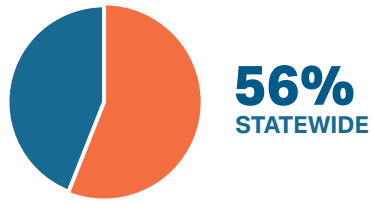
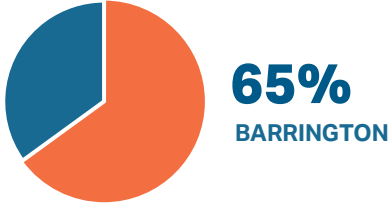
WORKING AGE POPULATION <sup>1</sup> Age 25 and Over by Educational Attainment		
	BARRINGTON	RI
<b>NO HIGH SCHOOL DIPLOMA</b>	2%	10%
<b>HIGH SCHOOL &amp; EQUIVALENT</b>	11%	27%
<b>SOME COLLEGE</b>	9%	18%
<b>ASSOCIATE</b>	6%	8%
<b>BACHELOR'S +</b>	72%	37%

EDUCATION ATTAINMENT BY RACE/ETHNICITY <sup>1</sup> Barrington Population (Age 25 and Over) by Educational Attainment and Race														
	AM. IND/AK NATIVE		ASIAN		BLACK/AFRICAN AMER.		NAT.HAW/ OTHER P.I.		SOME OTHER RACE		TWO OR MORE RACES		WHITE	
	B	RI	B	RI	B	RI	B	RI	B	RI	B	RI	B	RI
<b>NO HIGH SCHOOL DIPLOMA</b>	0%	26%	0%	10%	24%	13%	0%	12%	0%	34%	5%	17%	2%	8%
<b>HS GRAD &amp; EQUIVALENT</b>	0%	26%	3%	17%	29%	32%	0%	43%	0%	29%	11%	34%	11%	25%
<b>SOME COLLEGE OR ASSOCIATE DEGREE</b>	0%	28%	11%	16%	0%	30%	0%	36%	0%	23%	28%	24%	15%	26%
<b>BACHELOR'S +</b>	0%	20%	85%	57%	46%	25%	0%	9%	100%	14%	56%	24%	71%	41%

HISPANIC/LATINO POPULATIONS <sup>1</sup> Age 25 and Over by Educational Attainment		
	B	RI
<b>NO HIGH SCHOOL DIPLOMA</b>	0%	27%
<b>HIGH SCHOOL &amp; EQUIVALENT</b>	17%	34%
<b>SOME COLLEGE OR ASSOCIATE DEGREE</b>	8%	22%
<b>BACHELOR'S +</b>	75%	17%

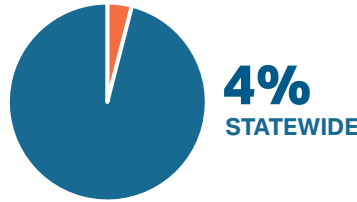
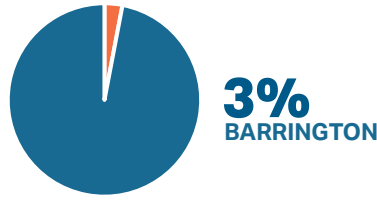
**FAFSA COMPLETION RATES<sup>3</sup>**

Through June 30, 2024



**UNEMPLOYMENT RATES<sup>2</sup>**

Through October, 2024



**MEDIAN EARNINGS<sup>1</sup>**

Educational Attainment Age 25 and Over

	B	RI
NO HIGH SCHOOL DIPLOMA	\$88,889	\$35,144
HIGH SCHOOL & EQUIVALENT	\$52,976	\$43,381
SOME COLLEGE OR ASSOCIATE DEGREE	\$47,250	\$49,471
BACHELOR'S	\$97,045	\$68,556
GRADUATE/ PROFESSIONAL	\$108,140	\$90,091

**POSTSECONDARY EDUCATION TRANSITION<sup>4</sup>**

**6,100 RHODE ISLAND PUBLIC HIGH SCHOOL STUDENTS** ENROLLED IN A DUAL AND/OR CONCURRENT COURSE. OF THOSE, **157 (3%)** WERE **BARRINGTON STUDENTS.**

**R.I. STATE SCHOLARSHIPS<sup>4</sup>**

**\$9,509,392** IN SCHOLARSHIPS WERE AWARDED TO **7,597** STUDENTS **55** OF WHOM WERE BARRINGTON RESIDENTS. **\$1,252** WAS THE AVERAGE AWARD

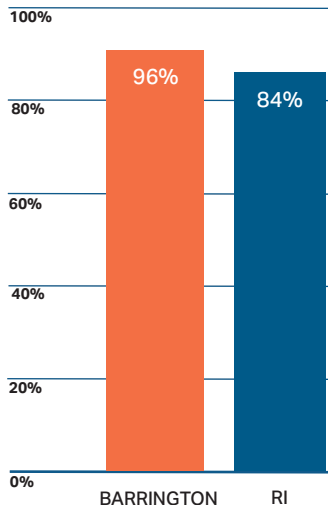
**WORK COMMUTES<sup>1</sup>**

Workers 16+ (n=8,296)

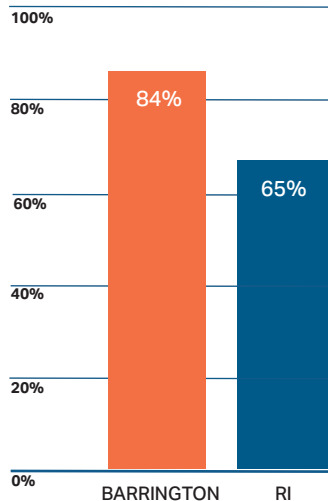
**BARRINGTON RESIDENTS WHO:**

WORK IN BRISTOL COUNTY **33%**  
WORK OUTSIDE BRISTOL COUNTY **51%**  
WORK OUTSIDE OF RI **16%**

GRADUATED FROM HIGH SCHOOL IN FOUR YEARS.<sup>5</sup>



ENROLLED IN POSTSECONDARY EDUCATION WITHIN ONE YEAR OF HIGH SCHOOL GRADUATION.<sup>5</sup>



**DATA SOURCES**

- <sup>1</sup> U.S. Census Bureau, 2019-2023 American Community Survey 5-Year Estimates
- <sup>2</sup> R.I. Department of Labor and Training Local Area Unemployment Statistics for October 2024
- <sup>3</sup> U.S. Department of Education's Office of Federal Student Aid
- <sup>4</sup> R.I. Office of the Postsecondary Commissioner, 2023-2024 academic year data
- <sup>5</sup> R.I. Department of Education (graduation rates and postsecondary enrollment is based on 2022-2023 public high school graduates)