



# RI

**Office of the  
Postsecondary  
Commissioner**

## Postsecondary Attainment Profile

### BRISTOL, RI

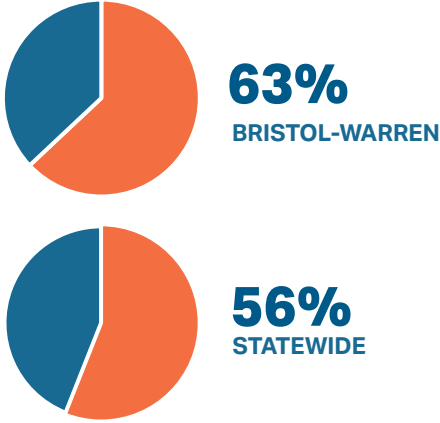
CITY SNAPSHOT		
	BRISTOL	RI
<b>WORKING-AGE POPULATION</b> (AGE 25 - 64) <sup>1</sup>	10,449	576,584
<b>ATTAINMENT RATE: ASSOCIATE DEGREE OR HIGHER</b> (AGE 25 YEARS & OVER) <sup>1</sup>	54%	45%
<b>MEDIAN EARNINGS</b> (AGE 25 YEARS & OVER) <sup>1</sup>	\$59,955	\$55,293
<b>UNEMPLOYMENT RATE:</b> (OCTOBER 2024) <sup>2</sup>	3%	4%

WORKING AGE POPULATION <sup>1</sup> Age 25 and Over by Educational Attainment		
	BRISTOL	RI
<b>NO HIGH SCHOOL DIPLOMA</b>	8%	10%
<b>HIGH SCHOOL &amp; EQUIVALENT</b>	22%	27%
<b>SOME COLLEGE</b>	17%	18%
<b>ASSOCIATE</b>	8%	8%
<b>BACHELOR'S +</b>	46%	37%

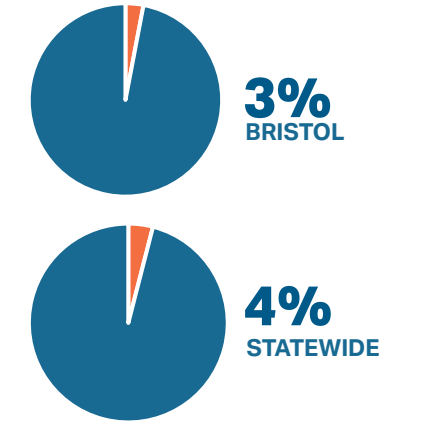
EDUCATION ATTAINMENT BY RACE/ETHNICITY <sup>1</sup> Bristol Population (Age 25 and Over) by Educational Attainment and Race														
	AM. IND/AK NATIVE		ASIAN		BLACK/AFRICAN AMER.		NAT.HAW/OTHER P.I.		SOME OTHER RACE		TWO OR MORE RACES		WHITE	
	B	RI	B	RI	B	RI	B	RI	B	RI	B	RI	B	RI
<b>NO HIGH SCHOOL DIPLOMA</b>	0%	26%	0%	10%	0%	13%	0%	12%	0%	34%	3%	17%	9%	8%
<b>HS GRAD &amp; EQUIVALENT</b>	64%	26%	6%	17%	9%	32%	100%	43%	20%	29%	10%	34%	22%	25%
<b>SOME COLLEGE OR ASSOCIATE DEGREE</b>	36%	28%	31%	16%	48%	30%	0%	36%	50%	23%	37%	24%	23%	26%
<b>BACHELOR'S +</b>	0%	20%	63%	57%	43%	25%	0%	9%	30%	14%	49%	24%	46%	41%

HISPANIC/LATINO POPULATIONS <sup>1</sup> Age 25 and Over by Educational Attainment		
	B	RI
<b>NO HIGH SCHOOL DIPLOMA</b>	3%	27%
<b>HIGH SCHOOL &amp; EQUIVALENT</b>	26%	34%
<b>SOME COLLEGE OR ASSOCIATE DEGREE</b>	29%	22%
<b>BACHELOR'S +</b>	41%	17%

**FAFSA COMPLETION RATES<sup>3</sup>**  
Through June 30, 2024



**UNEMPLOYMENT RATES<sup>2</sup>**  
Through October, 2024



**MEDIAN EARNINGS<sup>1</sup>**  
Educational Attainment Age 25 and Over

	B	RI
NO HIGH SCHOOL DIPLOMA	\$32,173	\$35,144
HIGH SCHOOL & EQUIVALENT	\$37,759	\$43,381
SOME COLLEGE OR ASSOCIATE DEGREE	\$50,631	\$49,471
BACHELOR'S	\$71,795	\$68,556
GRADUATE/ PROFESSIONAL	\$100,956	\$90,091

**POSTSECONDARY EDUCATION TRANSITION<sup>4</sup>**

**6,100 RHODE ISLAND PUBLIC HIGH SCHOOL STUDENTS** ENROLLED IN A DUAL AND/OR CONCURRENT COURSE. OF THOSE, **106 (2%)** WERE **BRISTOL-WARREN STUDENTS.**

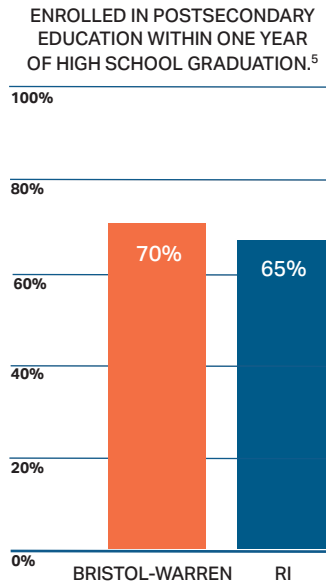
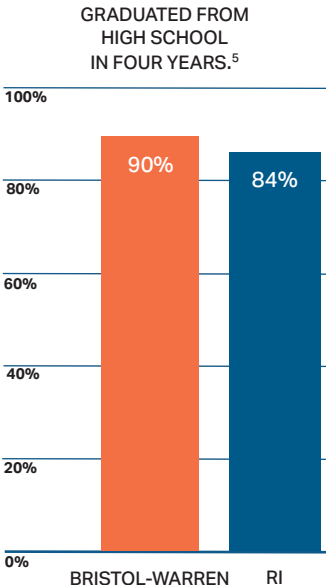
**R.I. STATE SCHOLARSHIPS<sup>4</sup>**

**\$9,509,392** IN SCHOLARSHIPS WERE AWARDED TO **7,597** STUDENTS. **92** OF WHOM WERE BRISTOL RESIDENTS. **\$1,252** WAS THE AVERAGE AWARD

**WORK COMMUTES<sup>1</sup>**  
Workers 16+ (n=10,929)

**BRISTOL RESIDENTS WHO:**

- WORK IN BRISTOL COUNTY: 48%
- WORK OUTSIDE BRISTOL COUNTY: 39%
- WORK OUTSIDE OF RI: 13%



**DATA SOURCES**

- <sup>1</sup> U.S. Census Bureau, 2019-2023 American Community Survey 5-Year Estimates
- <sup>2</sup> R.I. Department of Labor and Training Local Area Unemployment Statistics for October 2024
- <sup>3</sup> U.S. Department of Education's Office of Federal Student Aid
- <sup>4</sup> R.I. Office of the Postsecondary Commissioner, 2023-2024 academic year data
- <sup>5</sup> R.I. Department of Education (graduation rates and postsecondary enrollment is based on 2022-2023 public high school graduates)