



**Postsecondary Attainment Profile**

**CENTRAL FALLS, RI**

CITY SNAPSHOT		
	CENTRAL FALLS	RI
<b>WORKING-AGE POPULATION</b> (AGE 25 - 64) <sup>1</sup>	12,059	576,584
<b>ATTAINMENT RATE: ASSOCIATE DEGREE OR HIGHER</b> (AGE 25 YEARS & OVER) <sup>1</sup>	17%	45%
<b>MEDIAN EARNINGS</b> (AGE 25 YEARS & OVER) <sup>1</sup>	\$33,068	\$55,293
<b>UNEMPLOYMENT RATE:</b> (OCTOBER 2024) <sup>2</sup>	5%	4%

WORKING AGE POPULATION <sup>1</sup> Age 25 and Over by Educational Attainment		
	CENTRAL FALLS	RI
<b>NO HIGH SCHOOL DIPLOMA</b>	40%	10%
<b>HIGH SCHOOL &amp; EQUIVALENT</b>	30%	27%
<b>SOME COLLEGE</b>	14%	18%
<b>ASSOCIATE</b>	5%	8%
<b>BACHELOR'S +</b>	12%	37%

EDUCATION ATTAINMENT BY RACE/ETHNICITY <sup>1</sup> Central Falls Population (Age 25 and Over) by Educational Attainment and Race														
	AM. IND/AK NATIVE		ASIAN		BLACK/AFRICAN AMER.		NAT.HAW/OTHER P.I.		SOME OTHER RACE		TWO OR MORE RACES		WHITE	
	CF	RI	CF	RI	CF	RI	CF	RI	CF	RI	CF	RI	CF	RI
<b>NO HIGH SCHOOL DIPLOMA</b>	82%	26%	0%	10%	27%	13%	0%	12%	48%	34%	33%	17%	40%	8%
<b>HS GRAD &amp; EQUIVALENT</b>	0%	26%	0%	17%	24%	32%	0%	43%	33%	29%	38%	34%	21%	25%
<b>SOME COLLEGE OR ASSOCIATE DEGREE</b>	18%	28%	63%	16%	31%	30%	0%	36%	12%	23%	16%	24%	27%	26%
<b>BACHELOR'S +</b>	0%	20%	37%	57%	19%	25%	0%	9%	7%	14%	14%	24%	13%	41%

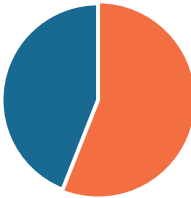
HISPANIC/LATINO POPULATIONS <sup>1</sup> Age 25 and Over by Educational Attainment		
	CF	RI
<b>NO HIGH SCHOOL DIPLOMA</b>	45%	27%
<b>HIGH SCHOOL &amp; EQUIVALENT</b>	32%	34%
<b>SOME COLLEGE OR ASSOCIATE DEGREE</b>	13%	22%
<b>BACHELOR'S +</b>	10%	17%

**FAFSA COMPLETION RATES<sup>3</sup>**

Through June 30, 2024



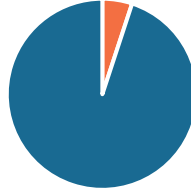
**34%**  
CENTRAL FALLS



**56%**  
STATEWIDE

**UNEMPLOYMENT RATES<sup>2</sup>**

Through October, 2024



**5%**  
CENTRAL FALLS



**4%**  
STATEWIDE

**MEDIAN EARNINGS<sup>1</sup>**

Educational Attainment Age 25 and Over

	CF	RI
NO HIGH SCHOOL DIPLOMA	\$31,551	\$35,144
HIGH SCHOOL & EQUIVALENT	\$28,510	\$43,381
SOME COLLEGE OR ASSOCIATE DEGREE	\$36,261	\$49,471
BACHELOR'S	\$43,660	\$68,556
GRADUATE/ PROFESSIONAL	\$-	\$90,091

**POSTSECONDARY EDUCATION TRANSITION<sup>4</sup>**

**6,100 RHODE ISLAND PUBLIC HIGH SCHOOL STUDENTS** ENROLLED IN A DUAL AND/OR CONCURRENT COURSE. OF THOSE, **74 (1%)** WERE **CENTRAL FALLS STUDENTS.**

**R.I. STATE SCHOLARSHIPS<sup>4</sup>**

**\$9,509,392** IN SCHOLARSHIPS WERE AWARDED TO **7,597** STUDENTS. **220** OF WHOM WERE CENTRAL FALLS RESIDENTS. **\$1,252** WAS THE AVERAGE AWARD

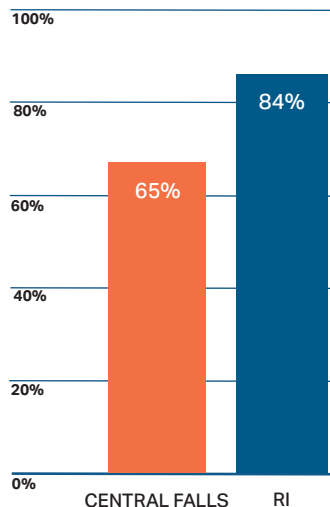
**WORK COMMUTES<sup>1</sup>**

Workers 16+ (n=9,045)

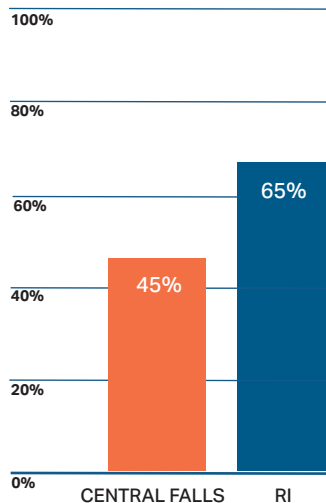
**CENTRAL FALLS RESIDENTS WHO:**

WORK IN PROVIDENCE COUNTY **63%**  
WORK OUTSIDE PROVIDENCE COUNTY **10%**  
WORK OUTSIDE OF RI **27%**

GRADUATED FROM HIGH SCHOOL IN FOUR YEARS.<sup>5</sup>



ENROLLED IN POSTSECONDARY EDUCATION WITHIN ONE YEAR OF HIGH SCHOOL GRADUATION.<sup>5</sup>



**DATA SOURCES**

- <sup>1</sup> U.S. Census Bureau, 2019-2023 American Community Survey 5-Year Estimates
  - <sup>2</sup> R.I. Department of Labor and Training Local Area Unemployment Statistics for October 2024
  - <sup>3</sup> U.S. Department of Education's Office of Federal Student Aid
  - <sup>4</sup> R.I. Office of the Postsecondary Commissioner, 2023-2024 academic year data
  - <sup>5</sup> R.I. Department of Education (graduation rates and postsecondary enrollment is based on 2022-2023 public high school graduates)
- "-" The estimate could not be computed because there were an insufficient number of sample observations.