



RI

**Office of the
Postsecondary
Commissioner**

Postsecondary Attainment Profile

CHARLESTOWN, RI

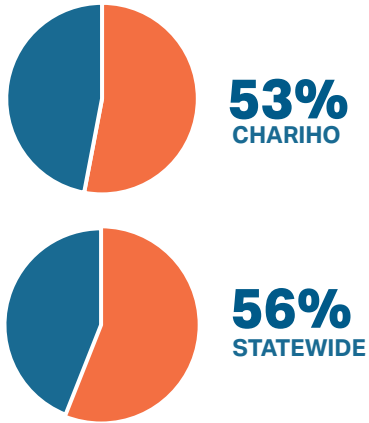
CITY SNAPSHOT		
	CHARLESTOWN	RI
WORKING-AGE POPULATION (AGE 25 - 64) ¹	4,226	576,584
ATTAINMENT RATE: ASSOCIATE DEGREE OR HIGHER (AGE 25 YEARS & OVER) ¹	51%	45%
MEDIAN EARNINGS (AGE 25 YEARS & OVER) ¹	\$65,119	\$55,293
UNEMPLOYMENT RATE: (OCTOBER 2024) ²	4%	4%

WORKING AGE POPULATION ¹ Age 25 and Over by Educational Attainment		
	CHARLESTOWN	RI
NO HIGH SCHOOL DIPLOMA	6%	10%
HIGH SCHOOL & EQUIVALENT	19%	27%
SOME COLLEGE	24%	18%
ASSOCIATE	9%	8%
BACHELOR'S +	42%	37%

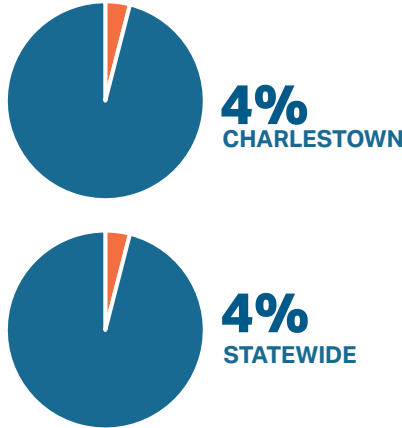
EDUCATION ATTAINMENT BY RACE/ETHNICITY ¹ Charlestown Population (Age 25 and Over) by Educational Attainment and Race														
	AM. IND/AK NATIVE		ASIAN		BLACK/AFRICAN AMER.		NAT.HAW/OTHER P.I.		SOME OTHER RACE		TWO OR MORE RACES		WHITE	
	C	RI	C	RI	C	RI	C	RI	C	RI	C	RI	C	RI
	NO HIGH SCHOOL DIPLOMA	0%	26%	0%	10%	24%	13%	0%	12%	96%	34%	16%	17%	5%
HS GRAD & EQUIVALENT	0%	26%	0%	17%	38%	32%	0%	43%	4%	29%	53%	34%	18%	25%
SOME COLLEGE OR ASSOCIATE DEGREE	0%	28%	100%	16%	38%	30%	0%	36%	0%	23%	11%	24%	33%	26%
BACHELOR'S +	0%	20%	0%	57%	0%	25%	0%	9%	0%	14%	21%	24%	43%	41%

HISPANIC/LATINO POPULATIONS ¹ Age 25 and Over by Educational Attainment		
	C	RI
NO HIGH SCHOOL DIPLOMA	28%	27%
HIGH SCHOOL & EQUIVALENT	10%	34%
SOME COLLEGE OR ASSOCIATE DEGREE	38%	22%
BACHELOR'S +	24%	17%

FAFSA COMPLETION RATES³
Through June 30, 2024



UNEMPLOYMENT RATES²
Through October, 2024



MEDIAN EARNINGS¹
Educational Attainment Age 25 and Over

	C	RI
NO HIGH SCHOOL DIPLOMA	\$50,282	\$35,144
HIGH SCHOOL & EQUIVALENT	\$42,984	\$43,381
SOME COLLEGE OR ASSOCIATE DEGREE	\$65,632	\$49,471
BACHELOR'S	\$76,125	\$68,556
GRADUATE/ PROFESSIONAL	\$86,917	\$90,091

POSTSECONDARY EDUCATION TRANSITION⁴

6,100 RHODE ISLAND PUBLIC HIGH SCHOOL STUDENTS ENROLLED IN A DUAL AND/OR CONCURRENT COURSE. OF THOSE, **87 (1%) WERE CHARLESTOWN STUDENTS.**

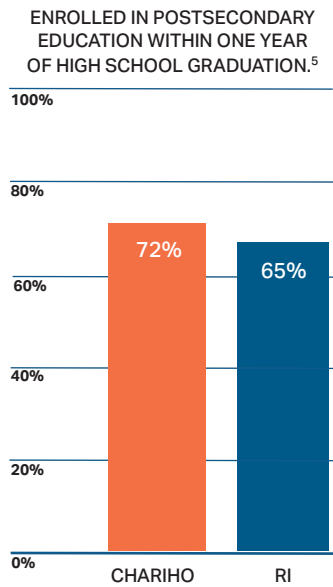
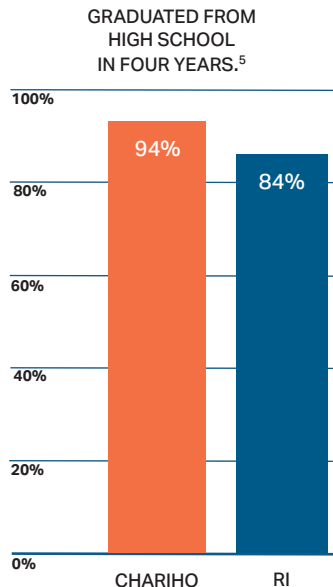
R.I. STATE SCHOLARSHIPS⁴

\$9,509,392 IN SCHOLARSHIPS WERE AWARDED TO **7,597** STUDENTS. **53** OF WHOM WERE CHARLESTOWN RESIDENTS. **\$1,252** WAS THE AVERAGE AWARD

WORK COMMUTES¹
Workers 16+ (n=4,147)

CHARLESTOWN RESIDENTS WHO:

- WORK IN WASHINGTON COUNTY: **76%**
- WORK OUTSIDE WASHINGTON COUNTY: **17%**
- WORK OUTSIDE OF RI: **8%**



DATA SOURCES

- ¹ U.S. Census Bureau, 2019-2023 American Community Survey 5-Year Estimates
- ² R.I. Department of Labor and Training Local Area Unemployment Statistics for October 2024
- ³ U.S. Department of Education's Office of Federal Student Aid
- ⁴ R.I. Office of the Postsecondary Commissioner, 2023-2024 academic year data
- ⁵ R.I. Department of Education (graduation rates and postsecondary enrollment is based on 2022-2023 public high school graduates)