



RI

**Office of the
Postsecondary
Commissioner**

Postsecondary Attainment Profile

COVENTRY, RI

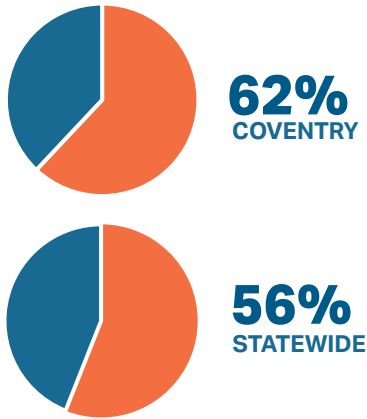
CITY SNAPSHOT		
	COVENTRY	RI
WORKING-AGE POPULATION (AGE 25 - 64) ¹	19,809	576,584
ATTAINMENT RATE: ASSOCIATE DEGREE OR HIGHER (AGE 25 YEARS & OVER) ¹	45%	45%
MEDIAN EARNINGS (AGE 25 YEARS & OVER) ¹	\$59,742	\$55,293
UNEMPLOYMENT RATE: (OCTOBER 2024) ²	4%	4%

WORKING AGE POPULATION ¹ Age 25 and Over by Educational Attainment		
	COVENTRY	RI
NO HIGH SCHOOL DIPLOMA	7%	10%
HIGH SCHOOL & EQUIVALENT	30%	27%
SOME COLLEGE	18%	18%
ASSOCIATE	13%	8%
BACHELOR'S +	32%	37%

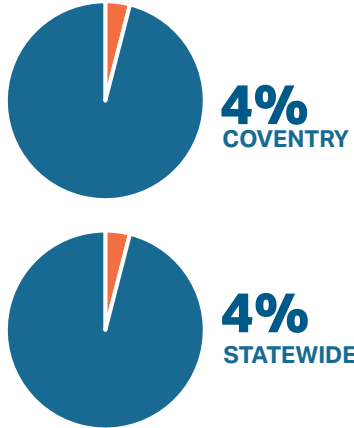
EDUCATION ATTAINMENT BY RACE/ETHNICITY ¹ Coventry Population (Age 25 and Over) by Educational Attainment and Race														
	AM. IND/AK NATIVE		ASIAN		BLACK/AFRICAN AMER.		NAT.HAW/ OTHER P.I.		SOME OTHER RACE		TWO OR MORE RACES		WHITE	
	C	RI	C	RI	C	RI	C	RI	C	RI	C	RI	C	RI
	NO HIGH SCHOOL DIPLOMA	0%	26%	0%	10%	7%	13%	0%	12%	48%	34%	10%	17%	6%
HS GRAD & EQUIVALENT	0%	26%	43%	17%	34%	32%	0%	43%	23%	29%	17%	34%	30%	25%
SOME COLLEGE OR ASSOCIATE DEGREE	0%	28%	7%	16%	33%	30%	0%	36%	16%	23%	34%	24%	31%	26%
BACHELOR'S +	0%	20%	50%	57%	27%	25%	0%	9%	12%	14%	38%	24%	32%	41%

HISPANIC/LATINO POPULATIONS ¹ Age 25 and Over by Educational Attainment		
	C	RI
NO HIGH SCHOOL DIPLOMA	30%	27%
HIGH SCHOOL & EQUIVALENT	20%	34%
SOME COLLEGE OR ASSOCIATE DEGREE	30%	22%
BACHELOR'S +	21%	17%

FAFSA COMPLETION RATES³
Through June 30, 2024



UNEMPLOYMENT RATES²
Through October, 2024



MEDIAN EARNINGS¹
Educational Attainment Age 25 and Over

	C	RI
NO HIGH SCHOOL DIPLOMA	\$47,617	\$35,144
HIGH SCHOOL & EQUIVALENT	\$48,761	\$43,381
SOME COLLEGE OR ASSOCIATE DEGREE	\$52,409	\$49,471
BACHELOR'S	\$75,096	\$68,556
GRADUATE/ PROFESSIONAL	\$94,589	\$90,091

POSTSECONDARY EDUCATION TRANSITION⁴

6,100 RHODE ISLAND PUBLIC HIGH SCHOOL STUDENTS ENROLLED IN A DUAL AND/OR CONCURRENT COURSE. OF THOSE, **123 (2%) WERE COVENTRY STUDENTS.**

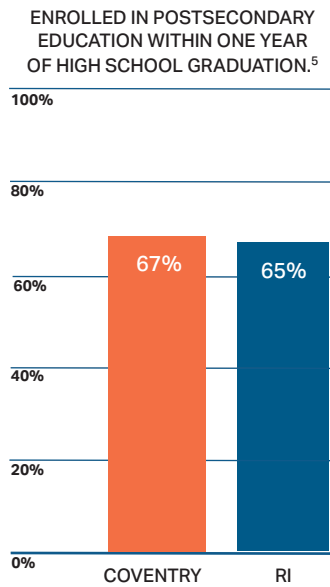
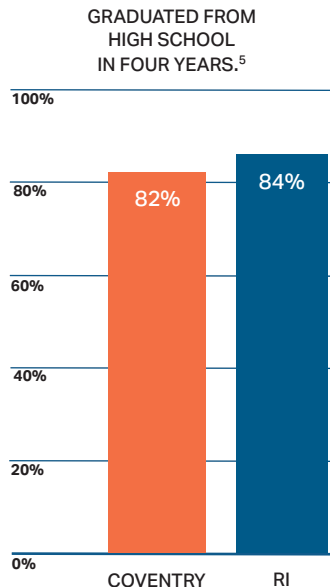
R.I. STATE SCHOLARSHIPS⁴

\$9,509,392 IN SCHOLARSHIPS WERE AWARDED TO **7,597** STUDENTS. **247** OF WHOM WERE COVENTRY RESIDENTS. **\$1,252** WAS THE AVERAGE AWARD

WORK COMMUTES¹
Workers 16+ (n=18,709)

COVENTRY RESIDENTS WHO:

- WORK IN KENT COUNTY **54%**
- WORK OUTSIDE KENT COUNTY **40%**
- WORK OUTSIDE OF RI **6%**



DATA SOURCES

- ¹ U.S. Census Bureau, 2019-2023 American Community Survey 5-Year Estimates
- ² R.I. Department of Labor and Training Local Area Unemployment Statistics for October 2024
- ³ U.S. Department of Education's Office of Federal Student Aid
- ⁴ R.I. Office of the Postsecondary Commissioner, 2023-2024 academic year data
- ⁵ R.I. Department of Education (graduation rates and postsecondary enrollment is based on 2022-2023 public high school graduates)