



Postsecondary Attainment Profile

CRANSTON, RI

CITY SNAPSHOT		
	CRANSTON	RI
WORKING-AGE POPULATION (AGE 25 - 64) ¹	46,046	576,584
ATTAINMENT RATE: ASSOCIATE DEGREE OR HIGHER (AGE 25 YEARS & OVER) ¹	45%	45%
MEDIAN EARNINGS (AGE 25 YEARS & OVER) ¹	\$58,595	\$55,293
UNEMPLOYMENT RATE: (OCTOBER 2024) ²	4%	4%

WORKING AGE POPULATION ¹ Age 25 and Over by Educational Attainment		
	CRANSTON	RI
NO HIGH SCHOOL DIPLOMA	9%	10%
HIGH SCHOOL & EQUIVALENT	26%	27%
SOME COLLEGE	20%	18%
ASSOCIATE	10%	8%
BACHELOR'S +	36%	37%

EDUCATION ATTAINMENT BY RACE/ETHNICITY¹
Cranston Population (Age 25 and Over) by Educational Attainment and Race

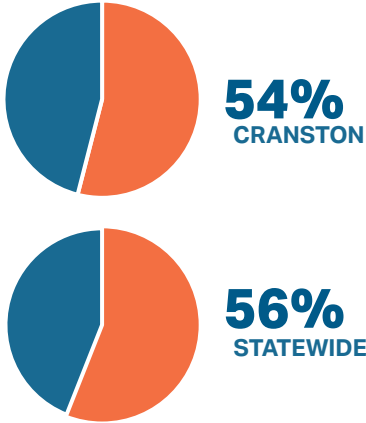
	AM. IND/AK NATIVE		ASIAN		BLACK/AFRICAN AMER.		NAT.HAW/OTHER P.I.		SOME OTHER RACE		TWO OR MORE RACES		WHITE	
	C	RI	C	RI	C	RI	C	RI	C	RI	C	RI	C	RI
	NO HIGH SCHOOL DIPLOMA	17%	26%	12%	10%	15%	13%	0%	12%	24%	34%	18%	17%	7%
HS GRAD & EQUIVALENT	14%	26%	17%	17%	25%	32%	57%	43%	30%	29%	28%	34%	26%	25%
SOME COLLEGE OR ASSOCIATE DEGREE	50%	28%	23%	16%	40%	30%	43%	36%	32%	23%	31%	24%	28%	26%
BACHELOR'S +	20%	20%	48%	57%	20%	25%	0%	9%	15%	14%	24%	24%	39%	41%

HISPANIC/LATINO POPULATIONS¹
Age 25 and Over by Educational Attainment

	C	RI
NO HIGH SCHOOL DIPLOMA	23%	27%
HIGH SCHOOL & EQUIVALENT	29%	34%
SOME COLLEGE OR ASSOCIATE DEGREE	30%	22%
BACHELOR'S +	19%	17%

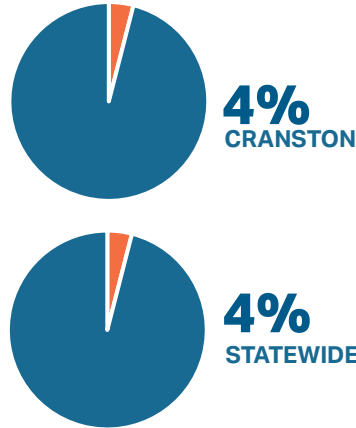
FAFSA COMPLETION RATES³

Through June 30, 2024



UNEMPLOYMENT RATES²

Through October, 2024



MEDIAN EARNINGS¹

Educational Attainment Age 25 and Over

	C	RI
NO HIGH SCHOOL DIPLOMA	\$31,276	\$35,144
HIGH SCHOOL & EQUIVALENT	\$43,473	\$43,381
SOME COLLEGE OR ASSOCIATE DEGREE	\$50,878	\$49,471
BACHELOR'S	\$70,218	\$68,556
GRADUATE/ PROFESSIONAL	\$91,100	\$90,091

POSTSECONDARY EDUCATION TRANSITION⁴

6,100 RHODE ISLAND PUBLIC HIGH SCHOOL STUDENTS ENROLLED IN A DUAL AND/OR CONCURRENT COURSE. OF THOSE, **477 (8%) WERE CRANSTON STUDENTS.**

R.I. STATE SCHOLARSHIPS⁴

\$9,509,392 IN SCHOLARSHIPS WERE AWARDED TO **7,597** STUDENTS. **757** OF WHOM WERE CRANSTON RESIDENTS. **\$1,252** WAS THE AVERAGE AWARD

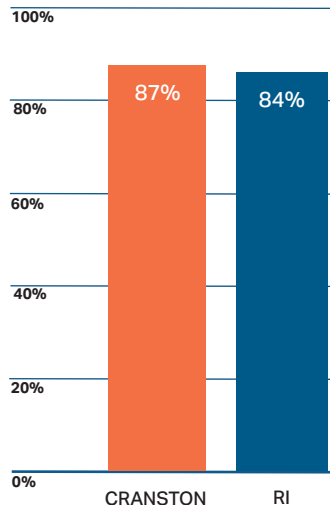
WORK COMMUTES¹

Workers 16+ (n=40,735)

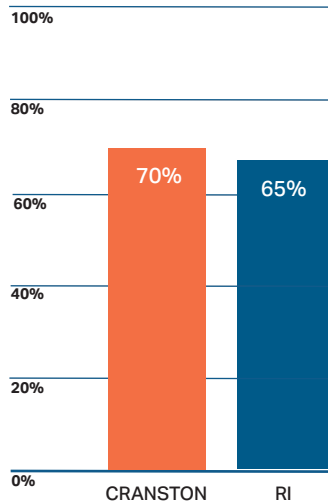
CRANSTON RESIDENTS WHO:

WORK IN PROVIDENCE COUNTY **71%**
 WORK OUTSIDE PROVIDENCE COUNTY **20%**
 WORK OUTSIDE OF RI **9%**

GRADUATED FROM HIGH SCHOOL IN FOUR YEARS.⁵



ENROLLED IN POSTSECONDARY EDUCATION WITHIN ONE YEAR OF HIGH SCHOOL GRADUATION.⁵



DATA SOURCES

- ¹ U.S. Census Bureau, 2019-2023 American Community Survey 5-Year Estimates
- ² R.I. Department of Labor and Training Local Area Unemployment Statistics for October 2024
- ³ U.S. Department of Education's Office of Federal Student Aid
- ⁴ R.I. Office of the Postsecondary Commissioner, 2023-2024 academic year data
- ⁵ R.I. Department of Education (graduation rates and postsecondary enrollment is based on 2022-2023 public high school graduates)