



RI

**Office of the
Postsecondary
Commissioner**

Postsecondary Attainment Profile

CUMBERLAND, RI

CITY SNAPSHOT		
	CUMBERLAND	RI
WORKING-AGE POPULATION (AGE 25 - 64) ¹	19,984	576,584
ATTAINMENT RATE: ASSOCIATE DEGREE OR HIGHER (AGE 25 YEARS & OVER) ¹	51%	45%
MEDIAN EARNINGS (AGE 25 YEARS & OVER) ¹	\$68,141	\$55,293
UNEMPLOYMENT RATE: (OCTOBER 2024) ²	3%	4%

WORKING AGE POPULATION ¹ Age 25 and Over by Educational Attainment		
	CUMBERLAND	RI
NO HIGH SCHOOL DIPLOMA	8%	10%
HIGH SCHOOL & EQUIVALENT	21%	27%
SOME COLLEGE	20%	18%
ASSOCIATE	8%	8%
BACHELOR'S +	43%	37%

EDUCATION ATTAINMENT BY RACE/ETHNICITY ¹ Cumberland Population (Age 25 and Over) by Educational Attainment and Race														
	AM. IND/AK NATIVE		ASIAN		BLACK/AFRICAN AMER.		NAT.HAW/OTHER P.I.		SOME OTHER RACE		TWO OR MORE RACES		WHITE	
	C	RI	C	RI	C	RI	C	RI	C	RI	C	RI	C	RI
	NO HIGH SCHOOL DIPLOMA	0%	26%	6%	10%	15%	13%	0%	12%	20%	34%	3%	17%	8%
HS GRAD & EQUIVALENT	100%	26%	4%	17%	1%	32%	0%	43%	22%	29%	37%	34%	21%	25%
SOME COLLEGE OR ASSOCIATE DEGREE	0%	28%	5%	16%	34%	30%	0%	36%	32%	23%	37%	24%	29%	26%
BACHELOR'S +	0%	20%	85%	57%	49%	25%	0%	9%	27%	14%	22%	24%	43%	41%

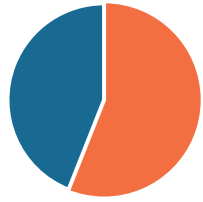
HISPANIC/LATINO POPULATIONS ¹ Age 25 and Over by Educational Attainment		
	C	RI
NO HIGH SCHOOL DIPLOMA	13%	27%
HIGH SCHOOL & EQUIVALENT	20%	34%
SOME COLLEGE OR ASSOCIATE DEGREE	35%	22%
BACHELOR'S +	32%	17%

FAFSA COMPLETION RATES³

Through June 30, 2024



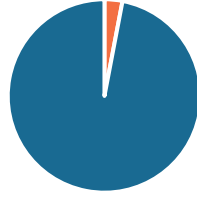
66%
CUMBERLAND



56%
STATEWIDE

UNEMPLOYMENT RATES²

Through October, 2024



3%
CUMBERLAND



4%
STATEWIDE

MEDIAN EARNINGS¹

Educational Attainment Age 25 and Over

	C	RI
NO HIGH SCHOOL DIPLOMA	\$42,500	\$35,144
HIGH SCHOOL & EQUIVALENT	\$59,483	\$43,381
SOME COLLEGE OR ASSOCIATE DEGREE	\$56,243	\$49,471
BACHELOR'S	\$71,599	\$68,556
GRADUATE/ PROFESSIONAL	\$97,448	\$90,091

POSTSECONDARY EDUCATION TRANSITION⁴

6,100 RHODE ISLAND PUBLIC HIGH SCHOOL STUDENTS ENROLLED IN A DUAL AND/OR CONCURRENT COURSE. OF THOSE, **176 (3%) WERE CUMBERLAND STUDENTS.**

R.I. STATE SCHOLARSHIPS⁴

\$9,509,392 IN SCHOLARSHIPS WERE AWARDED TO **7,597** STUDENTS. **202** OF WHOM WERE CUMBERLAND RESIDENTS. **\$1,252** WAS THE AVERAGE AWARD

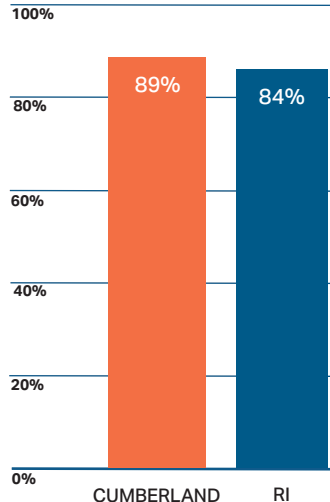
WORK COMMUTES¹

Workers 16+ (n=19,899)

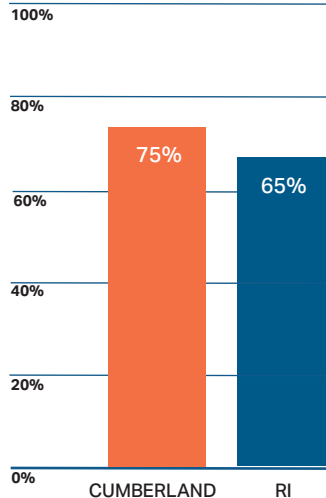
CUMBERLAND RESIDENTS WHO:

WORK IN PROVIDENCE COUNTY **67%**
WORK OUTSIDE PROVIDENCE COUNTY **5%**
WORK OUTSIDE OF RI **28%**

GRADUATED FROM HIGH SCHOOL IN FOUR YEARS.⁵



ENROLLED IN POSTSECONDARY EDUCATION WITHIN ONE YEAR OF HIGH SCHOOL GRADUATION.⁵



DATA SOURCES

- ¹ U.S. Census Bureau, 2019-2023 American Community Survey 5-Year Estimates
- ² R.I. Department of Labor and Training Local Area Unemployment Statistics for October 2024
- ³ U.S. Department of Education's Office of Federal Student Aid
- ⁴ R.I. Office of the Postsecondary Commissioner, 2023-2024 academic year data
- ⁵ R.I. Department of Education (graduation rates and postsecondary enrollment is based on 2022-2023 public high school graduates)