



# RI

Office of the  
Postsecondary  
Commissioner

## Postsecondary Attainment Profile

EXETER, RI

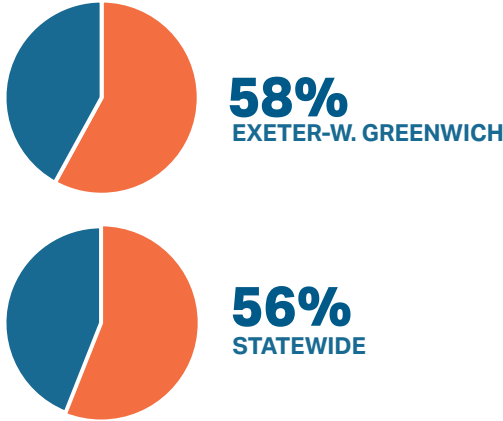
CITY SNAPSHOT		
	EXETER	RI
<b>WORKING-AGE POPULATION</b> (AGE 25 - 64) <sup>1</sup>	3,381	576,584
<b>ATTAINMENT RATE: ASSOCIATE DEGREE OR HIGHER</b> (AGE 25 YEARS & OVER) <sup>1</sup>	54%	45%
<b>MEDIAN EARNINGS</b> (AGE 25 YEARS & OVER) <sup>1</sup>	\$52,704	\$55,293
<b>UNEMPLOYMENT RATE:</b> (OCTOBER 2024) <sup>2</sup>	3%	4%

WORKING AGE POPULATION <sup>1</sup> Age 25 and Over by Educational Attainment		
	EXETER	RI
<b>NO HIGH SCHOOL DIPLOMA</b>	13%	10%
<b>HIGH SCHOOL &amp; EQUIVALENT</b>	19%	27%
<b>SOME COLLEGE</b>	14%	18%
<b>ASSOCIATE</b>	9%	8%
<b>BACHELOR'S +</b>	45%	37%

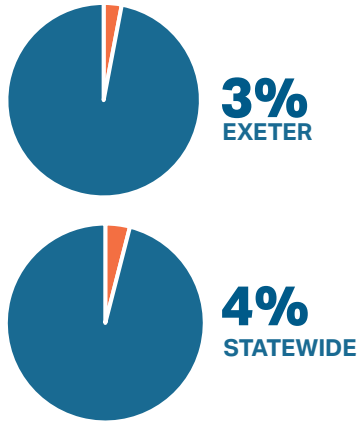
EDUCATION ATTAINMENT BY RACE/ETHNICITY <sup>1</sup> Exeter Population (Age 25 and Over) by Educational Attainment and Race														
	AM. IND/AK NATIVE		ASIAN		BLACK/AFRICAN AMER.		NAT.HAW/OTHER P.I.		SOME OTHER RACE		TWO OR MORE RACES		WHITE	
	E	RI	E	RI	E	RI	E	RI	E	RI	E	RI	E	RI
<b>NO HIGH SCHOOL DIPLOMA</b>	0%	26%	0%	10%	0%	13%	0%	12%	0%	34%	0%	17%	14%	8%
<b>HS GRAD &amp; EQUIVALENT</b>	0%	26%	0%	17%	100%	32%	0%	43%	0%	29%	0%	34%	20%	25%
<b>SOME COLLEGE OR ASSOCIATE DEGREE</b>	100%	28%	0%	16%	0%	30%	0%	36%	0%	23%	44%	24%	22%	26%
<b>BACHELOR'S +</b>	0%	20%	100%	57%	0%	25%	0%	9%	0%	14%	56%	24%	44%	41%

HISPANIC/LATINO POPULATIONS <sup>1</sup> Age 25 and Over by Educational Attainment		
	E	RI
<b>NO HIGH SCHOOL DIPLOMA</b>	0%	27%
<b>HIGH SCHOOL &amp; EQUIVALENT</b>	0%	34%
<b>SOME COLLEGE OR ASSOCIATE DEGREE</b>	0%	22%
<b>BACHELOR'S +</b>	100%	17%

**FAFSA COMPLETION RATES<sup>3</sup>**  
Through June 30, 2024



**UNEMPLOYMENT RATES<sup>2</sup>**  
Through October, 2024



**MEDIAN EARNINGS<sup>1</sup>**  
Educational Attainment Age 25 and Over

	E	RI
NO HIGH SCHOOL DIPLOMA	\$26,149	\$35,144
HIGH SCHOOL & EQUIVALENT	\$41,154	\$43,381
SOME COLLEGE OR ASSOCIATE DEGREE	\$40,170	\$49,471
BACHELOR'S	\$61,709	\$68,556
GRADUATE/ PROFESSIONAL	\$104,286	\$90,091

**POSTSECONDARY EDUCATION TRANSITION<sup>4</sup>**

**6,100 RHODE ISLAND PUBLIC HIGH SCHOOL STUDENTS** ENROLLED IN A DUAL AND/OR CONCURRENT COURSE. OF THOSE, **101 (2%) WERE EXETER-WEST GREENWICH STUDENTS.**

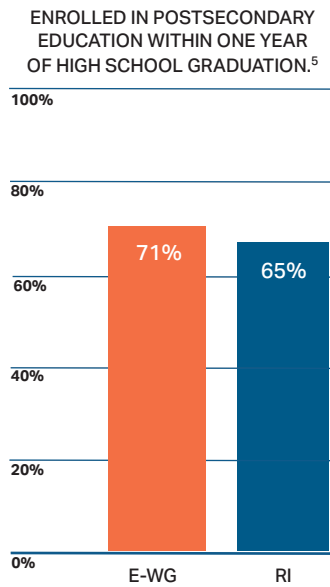
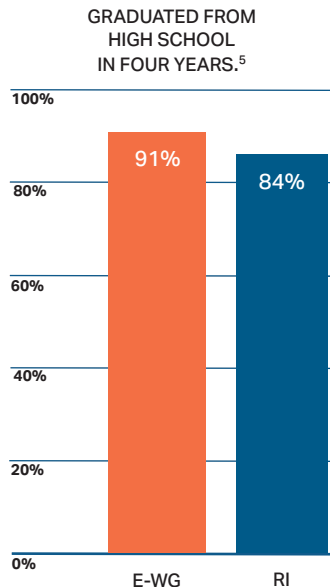
**R.I. STATE SCHOLARSHIPS<sup>4</sup>**

**\$9,509,392** IN SCHOLARSHIPS WERE AWARDED TO **7,597** STUDENTS. **31** OF WHOM WERE EXETER RESIDENTS. **\$1,252** WAS THE AVERAGE AWARD

**WORK COMMUTES<sup>1</sup>**  
Workers 16+ (n=3,606)

**EXETER RESIDENTS WHO:**

- WORK IN WASHINGTON COUNTY: 54%
- WORK OUTSIDE WASHINGTON COUNTY: 41%
- WORK OUTSIDE OF RI: 5%



**DATA SOURCES**

- <sup>1</sup> U.S. Census Bureau, 2019-2023 American Community Survey 5-Year Estimates
- <sup>2</sup> R.I. Department of Labor and Training Local Area Unemployment Statistics for October 2024
- <sup>3</sup> U.S. Department of Education's Office of Federal Student Aid
- <sup>4</sup> R.I. Office of the Postsecondary Commissioner, 2023-2024 academic year data
- <sup>5</sup> R.I. Department of Education (graduation rates and postsecondary enrollment is based on 2022-2023 public high school graduates)