



Postsecondary Attainment Profile

GLOCESTER, RI

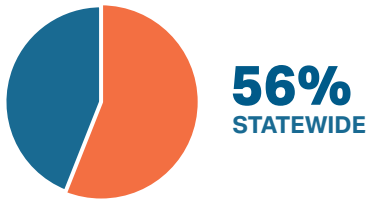
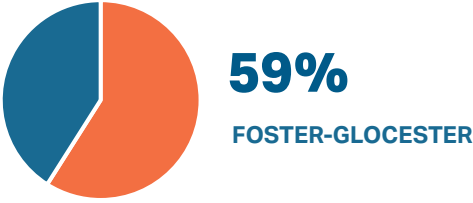
CITY SNAPSHOT		
	GLOCESTER	RI
WORKING-AGE POPULATION (AGE 25 - 64) ¹	5,377	576,584
ATTAINMENT RATE: ASSOCIATE DEGREE OR HIGHER (AGE 25 YEARS & OVER) ¹	46%	45%
MEDIAN EARNINGS (AGE 25 YEARS & OVER) ¹	\$65,748	\$55,293
UNEMPLOYMENT RATE: (OCTOBER 2024) ²	4%	4%

WORKING AGE POPULATION ¹ Age 25 and Over by Educational Attainment		
	GLOCESTER	RI
NO HIGH SCHOOL DIPLOMA	4%	10%
HIGH SCHOOL & EQUIVALENT	32%	27%
SOME COLLEGE	19%	18%
ASSOCIATE	14%	8%
BACHELOR'S +	32%	37%

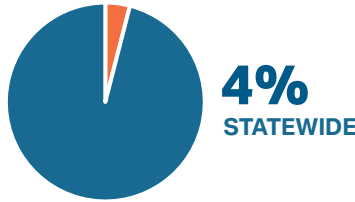
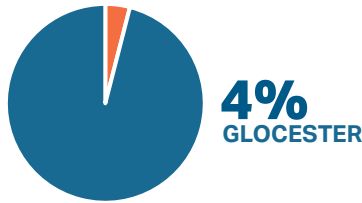
EDUCATION ATTAINMENT BY RACE/ETHNICITY ¹ Glocester Population (Age 25 and Over) by Educational Attainment and Race														
	AM. IND/AK NATIVE		ASIAN		BLACK/AFRICAN AMER.		NAT.HAW/OTHER P.I.		SOME OTHER RACE		TWO OR MORE RACES		WHITE	
	G	RI	G	RI	G	RI	G	RI	G	RI	G	RI	G	RI
NO HIGH SCHOOL DIPLOMA	0%	26%	0%	10%	0%	13%	0%	12%	0%	34%	25%	17%	3%	8%
HS GRAD & EQUIVALENT	0%	26%	0%	17%	0%	32%	0%	43%	0%	29%	17%	34%	32%	25%
SOME COLLEGE OR ASSOCIATE DEGREE	0%	28%	54%	16%	100%	30%	0%	36%	0%	23%	9%	24%	33%	26%
BACHELOR'S +	0%	20%	46%	57%	0%	25%	0%	9%	100%	14%	49%	24%	31%	41%

HISPANIC/LATINO POPULATIONS ¹ Age 25 and Over by Educational Attainment		
	G	RI
NO HIGH SCHOOL DIPLOMA	0%	27%
HIGH SCHOOL & EQUIVALENT	24%	34%
SOME COLLEGE OR ASSOCIATE DEGREE	0%	22%
BACHELOR'S +	76%	17%

FAFSA COMPLETION RATES³
Through June 30, 2024



UNEMPLOYMENT RATES²
Through October, 2024



MEDIAN EARNINGS¹
Educational Attainment Age 25 and Over

	G	RI
NO HIGH SCHOOL DIPLOMA	\$36,518	\$35,144
HIGH SCHOOL & EQUIVALENT	\$56,462	\$43,381
SOME COLLEGE OR ASSOCIATE DEGREE	\$60,948	\$49,471
BACHELOR'S	\$72,850	\$68,556
GRADUATE/ PROFESSIONAL	\$77,252	\$90,091

POSTSECONDARY EDUCATION TRANSITION⁴

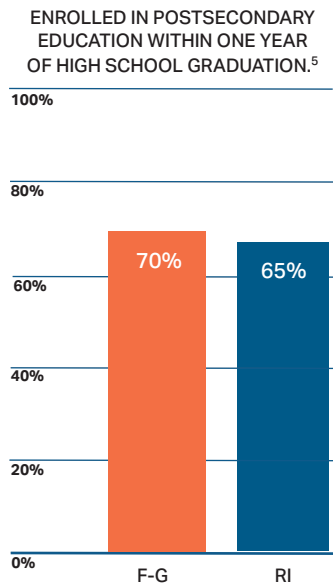
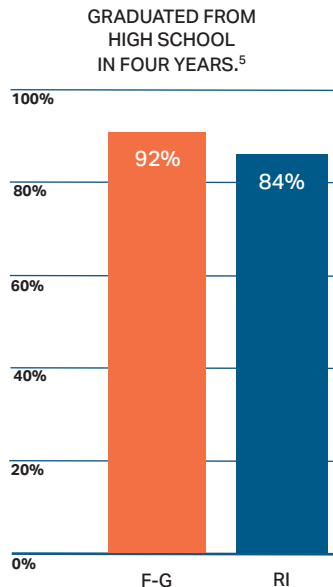
6,100 RHODE ISLAND PUBLIC HIGH SCHOOL STUDENTS ENROLLED IN A DUAL AND/OR CONCURRENT COURSE. OF THOSE, **176 (3%)** WERE **FOSTER-GLOCESTER STUDENTS.**

R.I. STATE SCHOLARSHIPS⁴

\$9,509,392 IN SCHOLARSHIPS WERE AWARDED TO **7,597** STUDENTS. **40** OF WHOM WERE GLOCESTER RESIDENTS. **\$1,252** WAS THE AVERAGE AWARD

WORK COMMUTES¹
Workers 16+ (n=5,189)

GLOCESTER RESIDENTS WHO:
 WORK IN PROVIDENCE COUNTY **80%**
 WORK OUTSIDE PROVIDENCE COUNTY **8%**
 WORK OUTSIDE OF RI **12%**



DATA SOURCES

- ¹ U.S. Census Bureau, 2019-2023 American Community Survey 5-Year Estimates
- ² R.I. Department of Labor and Training Local Area Unemployment Statistics for October 2024
- ³ U.S. Department of Education's Office of Federal Student Aid
- ⁴ R.I. Office of the Postsecondary Commissioner, 2023-2024 academic year data
- ⁵ R.I. Department of Education (graduation rates and postsecondary enrollment is based on 2022-2023 public high school graduates)