



**RI**

**Office of the  
Postsecondary  
Commissioner**

**Postsecondary Attainment Profile**

**JAMESTOWN, RI**

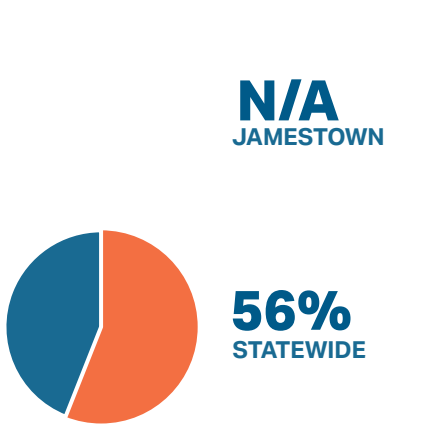
| CITY SNAPSHOT  |           |          |
|--|-----------|----------|
|  | JAMESTOWN | RI       |
| <b>WORKING-AGE POPULATION</b><br>(AGE 25 - 64) <sup>1</sup>                              | 2,577     | 576,584  |
| <b>ATTAINMENT RATE: ASSOCIATE DEGREE OR HIGHER</b><br>(AGE 25 YEARS & OVER) <sup>1</sup> | 74%       | 45%      |
| <b>MEDIAN EARNINGS</b><br>(AGE 25 YEARS & OVER) <sup>1</sup>                             | \$91,570  | \$55,293 |
| <b>UNEMPLOYMENT RATE:</b><br>(OCTOBER 2024) <sup>2</sup>                                 | 3%        | 4%       |

| WORKING AGE POPULATION <sup>1</sup><br>Age 25 and Over by Educational Attainment |           |     |
|--|-----------|-----|
|  | JAMESTOWN | RI  |
| <b>NO HIGH SCHOOL DIPLOMA</b>  | 2%        | 10% |
| <b>HIGH SCHOOL &amp; EQUIVALENT</b>  | 10%       | 27% |
| <b>SOME COLLEGE</b>  | 14%       | 18% |
| <b>ASSOCIATE</b>   | 5%        | 8%  |
| <b>BACHELOR'S +</b>  | 68%       | 37% |

| EDUCATION ATTAINMENT BY RACE/ETHNICITY <sup>1</sup><br>Jamestown Population (Age 25 and Over) by Educational Attainment and Race |                               |     |       |     |                     |     |                    |     |                 |     |                   |     |       |     |
|--|-------------------------------|-----|-------|-----|---------------------|-----|--------------------|-----|-----------------|-----|-------------------|-----|-------|-----|
|  | AM. IND/AK NATIVE             |     | ASIAN |     | BLACK/AFRICAN AMER. |     | NAT.HAW/OTHER P.I. |     | SOME OTHER RACE |     | TWO OR MORE RACES |     | WHITE |     |
|  | J                             | RI  | J     | RI  | J                   | RI  | J                  | RI  | J               | RI  | J                 | RI  | J     | RI  |
|  | <b>NO HIGH SCHOOL DIPLOMA</b> | 0%  | 26%   | 0%  | 10%                 | 0%  | 13%                | 0%  | 12%             | 0%  | 34%               | 0%  | 17%   | 2%  |
| <b>HS GRAD &amp; EQUIVALENT</b>  | 0%                            | 26% | 0%    | 17% | 0%                  | 32% | 0%                 | 43% | 49%             | 29% | 29%               | 34% | 9%    | 25% |
| <b>SOME COLLEGE OR ASSOCIATE DEGREE</b>  | 0%                            | 28% | 0%    | 16% | 0%                  | 30% | 0%                 | 36% | 0%              | 23% | 0%                | 24% | 20%   | 26% |
| <b>BACHELOR'S +</b>  | 0%                            | 20% | 0%    | 57% | 0%                  | 25% | 0%                 | 9%  | 51%             | 14% | 71%               | 24% | 69%   | 41% |

| HISPANIC/LATINO POPULATIONS <sup>1</sup><br>Age 25 and Over by Educational Attainment |     |     |
|---|-----|-----|
|   | J   | RI  |
| <b>NO HIGH SCHOOL DIPLOMA</b>   | 0%  | 27% |
| <b>HIGH SCHOOL &amp; EQUIVALENT</b>   | 0%  | 34% |
| <b>SOME COLLEGE OR ASSOCIATE DEGREE</b>   | 18% | 22% |
| <b>BACHELOR'S +</b>   | 82% | 17% |

**FAFSA COMPLETION RATES<sup>3</sup>**  
Through June 30, 2024



**UNEMPLOYMENT RATES<sup>2</sup>**  
Through October, 2024



**MEDIAN EARNINGS<sup>1</sup>**  
Educational Attainment Age 25 and Over

|                                  | J         | RI       |
|----------------------------------|-----------|----------|
| NO HIGH SCHOOL DIPLOMA           | \$-       | \$35,144 |
| HIGH SCHOOL & EQUIVALENT         | \$49,755  | \$43,381 |
| SOME COLLEGE OR ASSOCIATE DEGREE | \$48,272  | \$49,471 |
| BACHELOR'S                       | \$135,956 | \$68,556 |
| GRADUATE/ PROFESSIONAL           | \$76,797  | \$90,091 |

**POSTSECONDARY EDUCATION TRANSITION<sup>4</sup>**

**6,100 RHODE ISLAND PUBLIC HIGH SCHOOL STUDENTS** ENROLLED IN A DUAL AND/OR CONCURRENT COURSE. OF THOSE, IT IS UNKNOWN HOW MANY WERE **JAMESTOWN STUDENTS.**

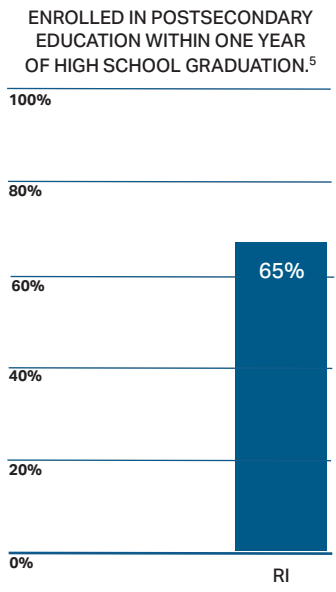
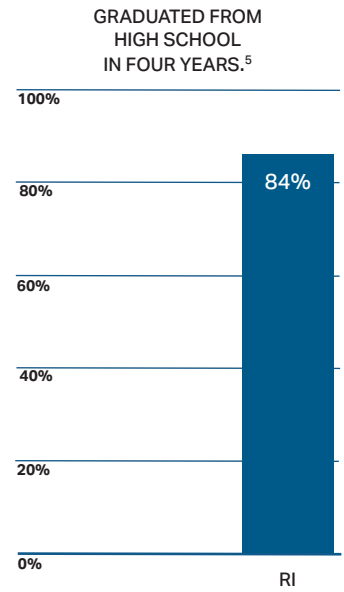
**R.I. STATE SCHOLARSHIPS<sup>4</sup>**

**\$9,509,392** IN SCHOLARSHIPS WERE AWARDED TO **7,597** STUDENTS. **11** OF WHOM WERE JAMESTOWN RESIDENTS. **\$1,252** WAS THE AVERAGE AWARD

**WORK COMMUTES<sup>1</sup>**  
Workers 16+ (n=2,692)

**JAMESTOWN RESIDENTS WHO:**

- WORK IN NEWPORT COUNTY **73%**
- WORK OUTSIDE NEWPORT COUNTY **19%**
- WORK OUTSIDE OF RI **8%**



**DATA SOURCES**

<sup>1</sup> U.S. Census Bureau, 2019-2023 American Community Survey 5-Year Estimates

<sup>2</sup> R.I. Department of Labor and Training Local Area Unemployment Statistics for October 2024

<sup>3</sup> U.S. Department of Education's Office of Federal Student Aid

<sup>4</sup> R.I. Office of the Postsecondary Commissioner, 2023-2024 academic year data

<sup>5</sup> R.I. Department of Education (graduation rates and postsecondary enrollment is based on 2022-2023 public high school graduates)

"-" The estimate could not be computed because there were an insufficient number of sample observations.