



# RI

**Office of the  
Postsecondary  
Commissioner**

## Postsecondary Attainment Profile

### JOHNSTON, RI

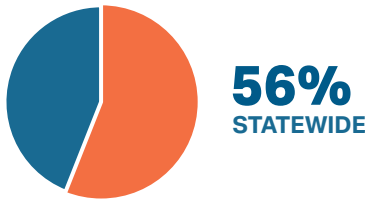
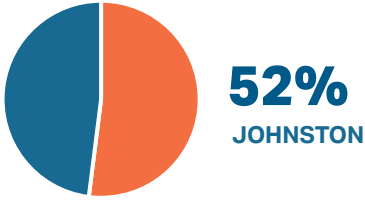
CITY SNAPSHOT		
	JOHNSTON	RI
<b>WORKING-AGE POPULATION</b> (AGE 25 - 64) <sup>1</sup>	15,634	576,584
<b>ATTAINMENT RATE: ASSOCIATE DEGREE OR HIGHER</b> (AGE 25 YEARS & OVER) <sup>1</sup>	35%	45%
<b>MEDIAN EARNINGS</b> (AGE 25 YEARS & OVER) <sup>1</sup>	\$59,997	\$55,293
<b>UNEMPLOYMENT RATE:</b> (OCTOBER 2024) <sup>2</sup>	4%	4%

WORKING AGE POPULATION <sup>1</sup> Age 25 and Over by Educational Attainment		
	JOHNSTON	RI
<b>NO HIGH SCHOOL DIPLOMA</b>	9%	10%
<b>HIGH SCHOOL &amp; EQUIVALENT</b>	34%	27%
<b>SOME COLLEGE</b>	22%	18%
<b>ASSOCIATE</b>	6%	8%
<b>BACHELOR'S +</b>	29%	37%

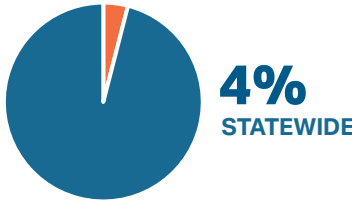
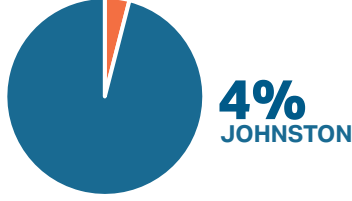
EDUCATION ATTAINMENT BY RACE/ETHNICITY <sup>1</sup> Johnston Population (Age 25 and Over) by Educational Attainment and Race														
	AM. IND/AK NATIVE		ASIAN		BLACK/AFRICAN AMER.		NAT.HAW/OTHER P.I.		SOME OTHER RACE		TWO OR MORE RACES		WHITE	
	J	RI	J	RI	J	RI	J	RI	J	RI	J	RI	J	RI
	<b>NO HIGH SCHOOL DIPLOMA</b>	0%	26%	15%	10%	10%	13%	0%	12%	17%	34%	9%	17%	9%
<b>HS GRAD &amp; EQUIVALENT</b>	0%	26%	18%	17%	44%	32%	0%	43%	30%	29%	34%	34%	34%	25%
<b>SOME COLLEGE OR ASSOCIATE DEGREE</b>	9%	28%	17%	16%	31%	30%	0%	36%	34%	23%	26%	24%	28%	26%
<b>BACHELOR'S +</b>	91%	20%	50%	57%	14%	25%	0%	9%	19%	14%	31%	24%	29%	41%

HISPANIC/LATINO POPULATIONS <sup>1</sup> Age 25 and Over by Educational Attainment		
	J	RI
<b>NO HIGH SCHOOL DIPLOMA</b>	12%	27%
<b>HIGH SCHOOL &amp; EQUIVALENT</b>	28%	34%
<b>SOME COLLEGE OR ASSOCIATE DEGREE</b>	24%	22%
<b>BACHELOR'S +</b>	35%	17%

**FAFSA COMPLETION RATES<sup>3</sup>**  
Through June 30, 2024



**UNEMPLOYMENT RATES<sup>2</sup>**  
Through October, 2024



**MEDIAN EARNINGS<sup>1</sup>**  
Educational Attainment Age 25 and Over

	J	RI
NO HIGH SCHOOL DIPLOMA	\$67,545	\$35,144
HIGH SCHOOL & EQUIVALENT	\$46,124	\$43,381
SOME COLLEGE OR ASSOCIATE DEGREE	\$51,725	\$49,471
BACHELOR'S	\$89,914	\$68,556
GRADUATE/ PROFESSIONAL	\$88,513	\$90,091

**POSTSECONDARY EDUCATION TRANSITION<sup>4</sup>**

**6,100 RHODE ISLAND PUBLIC HIGH SCHOOL STUDENTS** ENROLLED IN A DUAL AND/OR CONCURRENT COURSE. OF THOSE, **77 (1%) WERE JOHNSTON STUDENTS.**

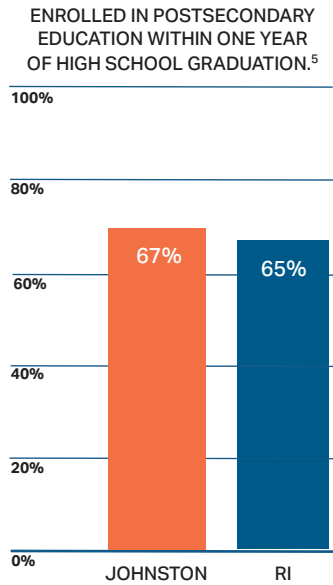
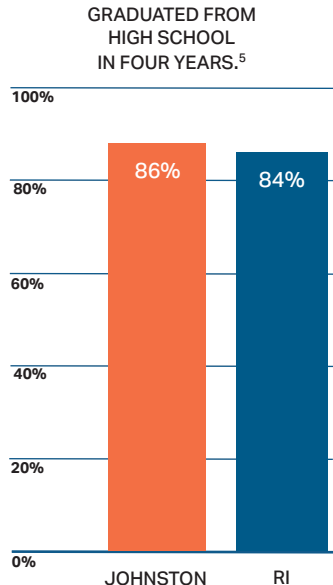
**R.I. STATE SCHOLARSHIPS<sup>4</sup>**

**\$9,509,392** IN SCHOLARSHIPS WERE AWARDED TO **7,597** STUDENTS. **226** OF WHOM WERE JOHNSTON RESIDENTS. **\$1,252** WAS THE AVERAGE AWARD

**WORK COMMUTES<sup>1</sup>**  
Workers 16+ (n=13,231)

**JOHNSTON RESIDENTS WHO:**

- WORK IN PROVIDENCE COUNTY **74%**
- WORK OUTSIDE PROVIDENCE COUNTY **16%**
- WORK OUTSIDE OF RI **10%**



**DATA SOURCES**

- <sup>1</sup> U.S. Census Bureau, 2019-2023 American Community Survey 5-Year Estimates
- <sup>2</sup> R.I. Department of Labor and Training Local Area Unemployment Statistics for October 2024
- <sup>3</sup> U.S. Department of Education's Office of Federal Student Aid
- <sup>4</sup> R.I. Office of the Postsecondary Commissioner, 2023-2024 academic year data
- <sup>5</sup> R.I. Department of Education (graduation rates and postsecondary enrollment is based on 2022-2023 public high school graduates)