



Postsecondary Attainment Profile

LINCOLN, RI

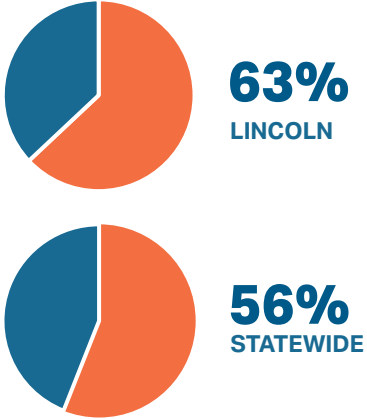
CITY SNAPSHOT		
	LINCOLN	RI
WORKING-AGE POPULATION (AGE 25 - 64) ¹	10,750	576,584
ATTAINMENT RATE: ASSOCIATE DEGREE OR HIGHER (AGE 25 YEARS & OVER) ¹	55%	45%
MEDIAN EARNINGS (AGE 25 YEARS & OVER) ¹	\$66,420	\$55,293
UNEMPLOYMENT RATE: (OCTOBER 2024) ²	4%	4%

WORKING AGE POPULATION ¹ Age 25 and Over by Educational Attainment		
	LINCOLN	RI
NO HIGH SCHOOL DIPLOMA	8%	10%
HIGH SCHOOL & EQUIVALENT	22%	27%
SOME COLLEGE	15%	18%
ASSOCIATE	7%	8%
BACHELOR'S +	48%	37%

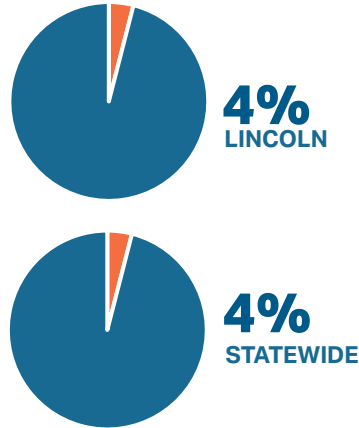
EDUCATION ATTAINMENT BY RACE/ETHNICITY ¹ Lincoln Population (Age 25 and Over) by Educational Attainment and Race														
	AM. IND/AK NATIVE		ASIAN		BLACK/AFRICAN AMER.		NAT.HAW/OTHER P.I.		SOME OTHER RACE		TWO OR MORE RACES		WHITE	
	L	RI	L	RI	L	RI	L	RI	L	RI	L	RI	L	RI
	NO HIGH SCHOOL DIPLOMA	100%	26%	2%	10%	30%	13%	0%	12%	5%	34%	8%	17%	8%
HS GRAD & EQUIVALENT	0%	26%	28%	17%	12%	32%	0%	43%	3%	29%	27%	34%	22%	25%
SOME COLLEGE OR ASSOCIATE DEGREE	0%	28%	9%	16%	25%	30%	0%	36%	35%	23%	31%	24%	21%	26%
BACHELOR'S +	0%	20%	61%	57%	33%	25%	0%	9%	57%	14%	35%	24%	49%	41%

HISPANIC/LATINO POPULATIONS ¹ Age 25 and Over by Educational Attainment		
	L	RI
NO HIGH SCHOOL DIPLOMA	10%	27%
HIGH SCHOOL & EQUIVALENT	25%	34%
SOME COLLEGE OR ASSOCIATE DEGREE	47%	22%
BACHELOR'S +	19%	17%

FAFSA COMPLETION RATES³
Through June 30, 2024



UNEMPLOYMENT RATES²
Through October, 2024



MEDIAN EARNINGS¹
Educational Attainment Age 25 and Over

	L	RI
NO HIGH SCHOOL DIPLOMA	\$50,909	\$35,144
HIGH SCHOOL & EQUIVALENT	\$48,384	\$43,381
SOME COLLEGE OR ASSOCIATE DEGREE	\$48,095	\$49,471
BACHELOR'S	\$84,710	\$68,556
GRADUATE/ PROFESSIONAL	\$92,245	\$90,091

POSTSECONDARY EDUCATION TRANSITION⁴

6,100 RHODE ISLAND PUBLIC HIGH SCHOOL STUDENTS ENROLLED IN A DUAL AND/OR CONCURRENT COURSE. OF THOSE, **149 (2%)** WERE **LINCOLN STUDENTS.**

R.I. STATE SCHOLARSHIPS⁴

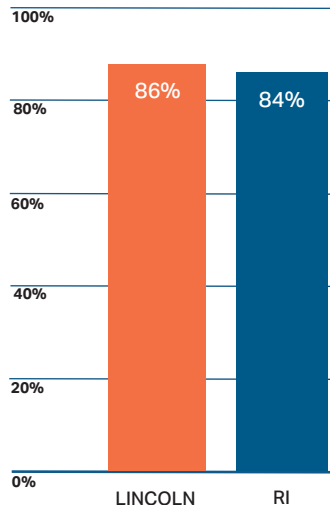
\$9,509,392 IN SCHOLARSHIPS WERE AWARDED TO **7,597** STUDENTS. **173** OF WHOM WERE LINCOLN RESIDENTS. **\$1,252** WAS THE AVERAGE AWARD

WORK COMMUTES¹
Workers 16+ (n=11,208)

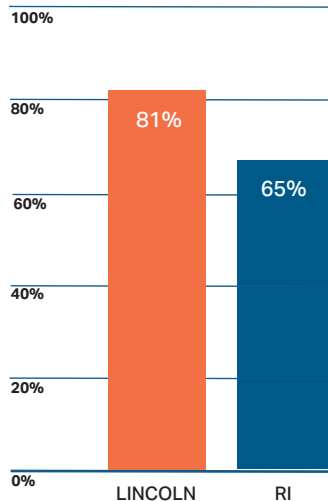
LINCOLN RESIDENTS WHO:

- WORK IN PROVIDENCE COUNTY **73%**
- WORK OUTSIDE PROVIDENCE COUNTY **7%**
- WORK OUTSIDE OF RI **20%**

GRADUATED FROM HIGH SCHOOL IN FOUR YEARS.⁵



ENROLLED IN POSTSECONDARY EDUCATION WITHIN ONE YEAR OF HIGH SCHOOL GRADUATION.⁵



DATA SOURCES

- ¹ U.S. Census Bureau, 2019-2023 American Community Survey 5-Year Estimates
- ² R.I. Department of Labor and Training Local Area Unemployment Statistics for October 2024
- ³ U.S. Department of Education's Office of Federal Student Aid
- ⁴ R.I. Office of the Postsecondary Commissioner, 2023-2024 academic year data
- ⁵ R.I. Department of Education (graduation rates and postsecondary enrollment is based on 2022-2023 public high school graduates)