



# RI

**Office of the  
Postsecondary  
Commissioner**

## Postsecondary Attainment Profile

### LITTLE COMPTON, RI

CITY SNAPSHOT		
	LITTLE COMPTON	RI
<b>WORKING-AGE POPULATION</b> (AGE 25 - 64) <sup>1</sup>	1,575	576,584
<b>ATTAINMENT RATE: ASSOCIATE DEGREE OR HIGHER</b> (AGE 25 YEARS & OVER) <sup>1</sup>	66%	45%
<b>MEDIAN EARNINGS</b> (AGE 25 YEARS & OVER) <sup>1</sup>	\$62,682	\$55,293
<b>UNEMPLOYMENT RATE:</b> (OCTOBER 2024) <sup>2</sup>	2%	4%

WORKING AGE POPULATION <sup>1</sup> Age 25 and Over by Educational Attainment		
	LITTLE COMPTON	RI
<b>NO HIGH SCHOOL DIPLOMA</b>	3%	10%
<b>HIGH SCHOOL &amp; EQUIVALENT</b>	14%	27%
<b>SOME COLLEGE</b>	17%	18%
<b>ASSOCIATE</b>	4%	8%
<b>BACHELOR'S +</b>	62%	37%

EDUCATION ATTAINMENT BY RACE/ETHNICITY <sup>1</sup> Little Compton Population (Age 25 and Over) by Educational Attainment and Race														
	AM. IND/AK NATIVE		ASIAN		BLACK/AFRICAN AMER.		NAT.HAW/OTHER P.I.		SOME OTHER RACE		TWO OR MORE RACES		WHITE	
	LC	RI	LC	RI	LC	RI	LC	RI	LC	RI	LC	RI	LC	RI
<b>NO HIGH SCHOOL DIPLOMA</b>	0%	26%	0%	10%	0%	13%	0%	12%	0%	34%	0%	17%	3%	8%
<b>HS GRAD &amp; EQUIVALENT</b>	0%	26%	0%	17%	0%	32%	0%	43%	0%	29%	0%	34%	15%	25%
<b>SOME COLLEGE OR ASSOCIATE DEGREE</b>	0%	28%	0%	16%	0%	30%	0%	36%	0%	23%	0%	24%	21%	26%
<b>BACHELOR'S +</b>	0%	20%	100%	57%	0%	25%	0%	9%	0%	14%	100%	24%	61%	41%

HISPANIC/LATINO POPULATIONS <sup>1</sup> Age 25 and Over by Educational Attainment		
	LC	RI
<b>NO HIGH SCHOOL DIPLOMA</b>	0%	27%
<b>HIGH SCHOOL &amp; EQUIVALENT</b>	0%	34%
<b>SOME COLLEGE OR ASSOCIATE DEGREE</b>	0%	22%
<b>BACHELOR'S +</b>	0%	17%

**FAFSA COMPLETION RATES<sup>3</sup>**

Through June 30, 2024



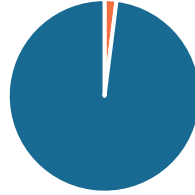
**62%**  
PORTSMOUTH  
HIGH SCHOOL



**56%**  
STATEWIDE

**UNEMPLOYMENT RATES<sup>2</sup>**

Through October, 2024



**2%**  
LITTLE COMPTON



**4%**  
STATEWIDE

**MEDIAN EARNINGS<sup>1</sup>**

Educational Attainment Age 25 and Over

	LC	RI
NO HIGH SCHOOL DIPLOMA	\$60,000	\$35,144
HIGH SCHOOL & EQUIVALENT	\$37,404	\$43,381
SOME COLLEGE OR ASSOCIATE DEGREE	\$47,446	\$49,471
BACHELOR'S	\$71,174	\$68,556
GRADUATE/ PROFESSIONAL	\$82,250	\$90,091

**POSTSECONDARY EDUCATION TRANSITION<sup>4</sup>**

**6,100 RHODE ISLAND PUBLIC HIGH SCHOOL STUDENTS** ENROLLED IN A DUAL AND/OR CONCURRENT COURSE. OF THOSE, **99 (2%)** WERE **PORTSMOUTH HIGH SCHOOL STUDENTS.**

**R.I. STATE SCHOLARSHIPS<sup>4</sup>**

**\$9,509,392** IN SCHOLARSHIPS WERE AWARDED TO **7,597** STUDENTS. **14** OF WHOM WERE LITTLE COMPTON RESIDENTS. **\$1,252** WAS THE AVERAGE AWARD

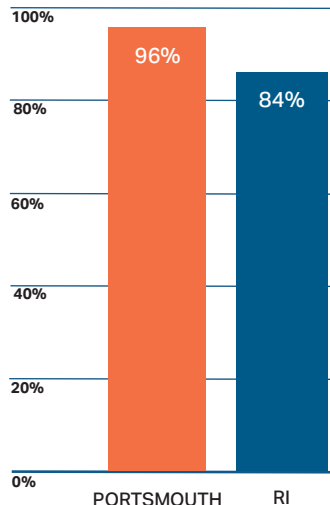
**WORK COMMUTES<sup>1</sup>**

Workers 16+ (n=1,669)

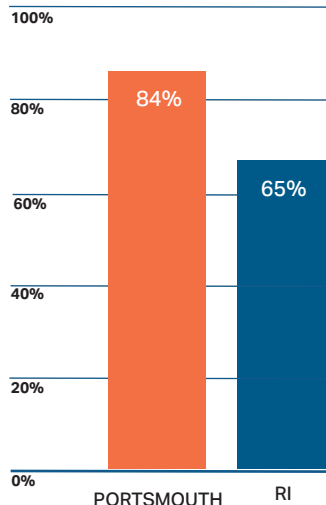
**LITTLE COMPTON RESIDENTS WHO:**

WORK IN NEWPORT COUNTY **64%**  
WORK OUTSIDE NEWPORT COUNTY **19%**  
WORK OUTSIDE OF RI **18%**

GRADUATED FROM HIGH SCHOOL IN FOUR YEARS.<sup>5</sup>



ENROLLED IN POSTSECONDARY EDUCATION WITHIN ONE YEAR OF HIGH SCHOOL GRADUATION.<sup>5</sup>



**DATA SOURCES**

- <sup>1</sup> U.S. Census Bureau, 2019-2023 American Community Survey 5-Year Estimates
- <sup>2</sup> R.I. Department of Labor and Training Local Area Unemployment Statistics for October 2024
- <sup>3</sup> U.S. Department of Education's Office of Federal Student Aid
- <sup>4</sup> R.I. Office of the Postsecondary Commissioner, 2023-2024 academic year data
- <sup>5</sup> R.I. Department of Education (graduation rates and postsecondary enrollment is based on 2022-2023 public high school graduates)