



# RI

**Office of the  
Postsecondary  
Commissioner**

## Postsecondary Attainment Profile

### MIDDLETOWN, RI

CITY SNAPSHOT		
	MIDDLETOWN	RI
<b>WORKING-AGE POPULATION</b> (AGE 25 - 64) <sup>1</sup>	8,875	576,584
<b>ATTAINMENT RATE: ASSOCIATE DEGREE OR HIGHER</b> (AGE 25 YEARS & OVER) <sup>1</sup>	54%	45%
<b>MEDIAN EARNINGS</b> (AGE 25 YEARS & OVER) <sup>1</sup>	\$54,444	\$55,293
<b>UNEMPLOYMENT RATE:</b> (OCTOBER 2024) <sup>2</sup>	4%	4%

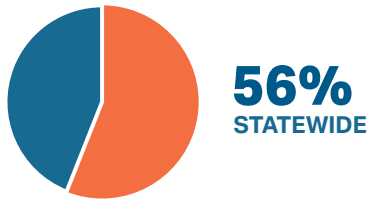
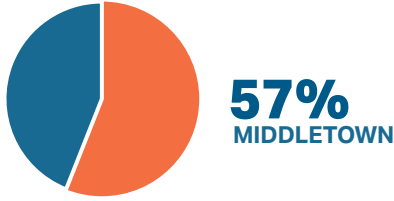
WORKING AGE POPULATION <sup>1</sup> Age 25 and Over by Educational Attainment		
	MIDDLETOWN	RI
<b>NO HIGH SCHOOL DIPLOMA</b>	5%	10%
<b>HIGH SCHOOL &amp; EQUIVALENT</b>	24%	27%
<b>SOME COLLEGE</b>	17%	18%
<b>ASSOCIATE</b>	5%	8%
<b>BACHELOR'S +</b>	49%	37%

EDUCATION ATTAINMENT BY RACE/ETHNICITY <sup>1</sup> Middletown Population (Age 25 and Over) by Educational Attainment and Race														
	AM. IND/AK NATIVE		ASIAN		BLACK/AFRICAN AMER.		NAT.HAW/OTHER P.I.		SOME OTHER RACE		TWO OR MORE RACES		WHITE	
	M	RI	M	RI	M	RI	M	RI	M	RI	M	RI	M	RI
<b>NO HIGH SCHOOL DIPLOMA</b>	36%	26%	16%	10%	15%	13%	0%	12%	10%	34%	14%	17%	3%	8%
<b>HS GRAD &amp; EQUIVALENT</b>	0%	26%	13%	17%	38%	32%	0%	43%	39%	29%	30%	34%	23%	25%
<b>SOME COLLEGE OR ASSOCIATE DEGREE</b>	64%	28%	15%	16%	21%	30%	0%	36%	36%	23%	28%	24%	22%	26%
<b>BACHELOR'S +</b>	0%	20%	57%	57%	26%	25%	0%	9%	15%	14%	28%	24%	52%	41%

HISPANIC/LATINO POPULATIONS <sup>1</sup> Age 25 and Over by Educational Attainment		
	M	RI
<b>NO HIGH SCHOOL DIPLOMA</b>	14%	27%
<b>HIGH SCHOOL &amp; EQUIVALENT</b>	32%	34%
<b>SOME COLLEGE OR ASSOCIATE DEGREE</b>	24%	22%
<b>BACHELOR'S +</b>	31%	17%

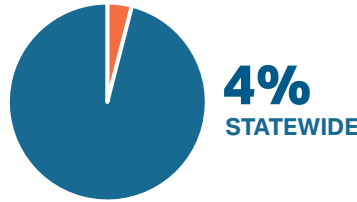
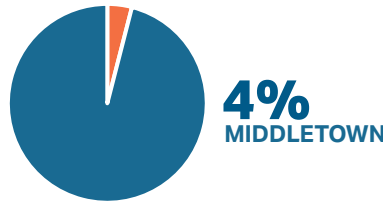
**FAFSA COMPLETION RATES<sup>3</sup>**

Through June 30, 2024



**UNEMPLOYMENT RATES<sup>2</sup>**

Through October, 2024



**MEDIAN EARNINGS<sup>1</sup>**

Educational Attainment Age 25 and Over

	M	RI
NO HIGH SCHOOL DIPLOMA	\$40,833	\$35,144
HIGH SCHOOL & EQUIVALENT	\$36,949	\$43,381
SOME COLLEGE OR ASSOCIATE DEGREE	\$44,283	\$49,471
BACHELOR'S	\$71,964	\$68,556
GRADUATE/ PROFESSIONAL	\$95,787	\$90,091

**POSTSECONDARY EDUCATION TRANSITION<sup>4</sup>**

**6,100 RHODE ISLAND PUBLIC HIGH SCHOOL STUDENTS** ENROLLED IN A DUAL AND/OR CONCURRENT COURSE. OF THOSE, **43 (1%)** WERE **MIDDLETOWN STUDENTS.**

**R.I. STATE SCHOLARSHIPS<sup>4</sup>**

**\$9,509,392** IN SCHOLARSHIPS WERE AWARDED TO **7,597** STUDENTS. **76** OF WHOM WERE MIDDLETOWN RESIDENTS. **\$1,252** WAS THE AVERAGE AWARD

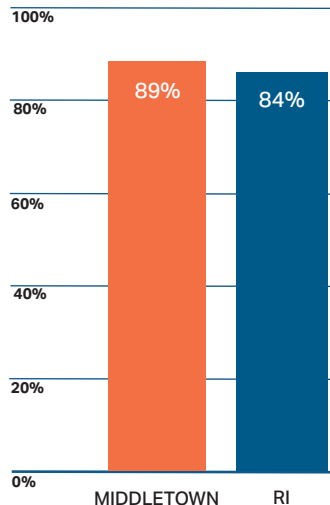
**WORK COMMUTES<sup>1</sup>**

Workers 16+ (n=8,209)

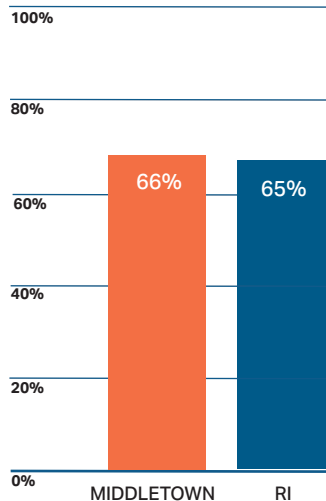
**MIDDLETOWN RESIDENTS WHO:**

WORK IN NEWPORT COUNTY **82%**  
 WORK OUTSIDE NEWPORT COUNTY **8%**  
 WORK OUTSIDE OF RI **10%**

GRADUATED FROM HIGH SCHOOL IN FOUR YEARS.<sup>5</sup>



ENROLLED IN POSTSECONDARY EDUCATION WITHIN ONE YEAR OF HIGH SCHOOL GRADUATION.<sup>5</sup>



**DATA SOURCES**

- <sup>1</sup> U.S. Census Bureau, 2019-2023 American Community Survey 5-Year Estimates
- <sup>2</sup> R.I. Department of Labor and Training Local Area Unemployment Statistics for October 2024
- <sup>3</sup> U.S. Department of Education's Office of Federal Student Aid
- <sup>4</sup> R.I. Office of the Postsecondary Commissioner, 2023-2024 academic year data
- <sup>5</sup> R.I. Department of Education (graduation rates and postsecondary enrollment is based on 2022-2023 public high school graduates)